

INDEPENDENT AUDITOR'S REPORT

To the Members of Hindustan Zinc Limited

Report on the Audit of the Standalone Financial Statements

Opinion

We have audited the standalone financial statements of Hindustan Zinc Limited ("the Company"), which comprise the Balance sheet as at March 31, 2026, the Statement of Profit and Loss, including the Statement of Other Comprehensive Income, the Statement of Cash Flow and the Statement of Changes in Equity for the year then ended, and notes to the Standalone financial statements, including a summary of material accounting policies and other explanatory information .

In our opinion and to the best of our information and according to the explanations given to us , the aforesaid standalone financial statements give the information required by the Companies Act, 2013, as amended ("the Act") in the manner so required and give a true and fair view in conformity with the accounting principles generally accepted in India, of the state of affairs of the Company as at March 31, 2026, its profit including other comprehensive loss, its cash flows and the changes in equity for the year ended on that date.

Basis for Opinion

We conducted our audit of the standalone financial statements in accordance with the Standards on Auditing (SAs), as specified under section 143(10) of the Act. Our responsibilities under those Standards are further described in the 'Auditor's Responsibilities for the Audit of the Standalone Financial Statements' section of our report. We are independent of the Company in accordance with the 'Code of Ethics' issued by the Institute of Chartered Accountants of India together with the ethical requirements that are relevant to our audit of the financial statements under the provisions of the Act and the Rules thereunder, and we have fulfilled our other ethical responsibilities in accordance with these requirements and the Code of Ethics. We believe that the audit evidence we have obtained is sufficient and appropriate to provide a basis for our audit opinion on the standalone financial statements.


Emphasis of Matter

We draw attention to Note 43 to the standalone financial statements, regarding allegations made during the year by a short seller, and ongoing matters for which information has been sought by regulators/authorities, and Management's assessment thereof/responses thereto. Our opinion is not modified in respect of this matter.

Key Audit Matters


Key audit matters are those matters that, in our professional judgment, were of most significance in our audit of the standalone financial statements for the financial year ended March 31, 2026. These matters were addressed in the context of our audit of the standalone financial statements as a whole, and in forming our opinion thereon, and we do not provide a separate opinion on these matters. For each matter below, our description of how our audit addressed the matter is provided in that context.

We have determined the matters described below to be the key audit matters to be communicated in our report. We have fulfilled the responsibilities described in the Auditor's responsibilities for the audit of the standalone financial statements section of our report, including in relation to these matters.



Accordingly, our audit included the performance of procedures designed to respond to our assessment of the risks of material misstatement of the standalone financial statements. The results of our audit procedures, including the procedures performed to address the matters below, provide the basis for our audit opinion on the accompanying standalone financial statements.

Key audit matters	How our audit addressed the key audit matter
<p>Claims and exposure relating to taxation and litigation (as described in Note 3(I)(u), 3(III)(B)(i), 30 and 32(c)(ii) of the standalone financial statements)</p>	
<p>The Company is subject to several legal and tax related claims and exposures which have been either disclosed or accounted for in the accompanying standalone financial statements.</p> <p>Taxation and litigation exposures have been identified as a key audit matter due to complexities involved in these matters, timescales involved for resolution and the potential financial impact of these on the standalone financial statements.</p> <p>Significant management judgement is involved in assessing the exposure of each case and thus a risk that such cases may not be adequately provided for or disclosed.</p>	<p>Our audit procedures included the following:</p> <ul style="list-style-type: none"> • Gained an understanding of the process of identification of claims, litigations and contingent liabilities and identified key controls in the process. For selected controls, we have performed test of controls. • Obtained the year end summary of Company's legal and tax cases and assessed management's position through discussions with the General Counsel, Head of Tax and operational management, on both the probability of success in significant cases, and the magnitude of any potential loss. • For selected cases, we have obtained independent external lawyer confirmations from Legal Counsels of the Company who are contesting the cases. • Inspected external legal opinions and/ or past judicial orders, wherever considered necessary, and other evidence to evaluate the management's assessment in respect of legal claims. • Engaged tax specialists to technically assess the management's assessment on certain tax disputes and positions. • Assessed the relevant disclosures made within the standalone financial statements to address whether they reflect the facts and circumstances of the respective tax and legal exposures as per the requirements of relevant accounting standards.
<p>Transactions with the Related parties (as described in Note 37 of the standalone financial statements)</p>	
<p>During the year, the Company has undertaken transactions with related parties including parent company, fellow subsidiaries and other related parties. Such transactions, includes transactions with related parties which are consolidated within Immediate Parent Group like payment of strategic services and brand fee and those which are outside of Immediate Parent Group</p>	<p>Our audit procedures included the following:</p> <ul style="list-style-type: none"> • Obtained and read the Company's policies, processes and procedures in respect of identification of such related parties both within the Immediate Parent Group and Outside of Immediate Parent Group, in accordance with relevant laws and standards, obtaining approval, recording and disclosure of related party transactions and



Key audit matters	How our audit addressed the key audit matter
<p>Companies like power delivery agreements, residue treatment contract, sale of property, plant & equipment and IT service agreement.</p> <p>Accounting and disclosure of such related party transactions has been identified as a key audit matter due to</p> <p>a) Significance of such related party transactions;</p> <p>b) Risk of such transactions being executed without proper authorizations;</p> <p>c) Risk of such transactions being executed without adequate justification, and not at arm's length pricing</p> <p>d) Risk of material information relating to aforesaid transactions not getting disclosed in the standalone financial statements.</p> <p>e) Increased focus of regulatory bodies on accounting and disclosure of related party transactions in compliance with applicable laws and accounting standards.</p>	<p>identified key controls. For selected controls we have performed tests of controls.</p> <ul style="list-style-type: none"> • On sample basis tested some related party transactions and balances with the underlying contracts, confirmation letters and other supporting documents provided by the Company. • Examined, where applicable, the approvals of the board and audit committee of these transactions. • Obtained and read the reports including the half yearly report for review of related party transactions and benchmarking report issued by the experts engaged by the management for the payment towards strategic services and brand fees and Power delivery agreement. • Assessed the competence and objectivity of the external experts. • Held discussions and obtained representations from the management in relation to such transactions. • Engaged internal transfer pricing experts to evaluate the arm's length pricing of selected related party transactions. • Read the disclosures made in this regard in the standalone financial statements and assessed whether relevant and material information have been disclosed.

We have determined that there are no other key audit matters to communicate in our report.

Information Other than the Financial Statements and Auditor's Report Thereon

The Company's Board of Directors is responsible for the other information. The other information comprises the information included in the Annual report, but does not include the standalone financial statements and our auditor's report thereon.

Our opinion on the standalone financial statements does not cover the other information and we do not express any form of assurance conclusion thereon.

In connection with our audit of the standalone financial statements, our responsibility is to read the other information and, in doing so, consider whether such other information is materially inconsistent with the financial statements or our knowledge obtained in the audit or otherwise appears to be materially misstated. If, based on the work we have performed, we conclude that there is a material misstatement of this other information, we are required to report that fact. We have nothing to report in this regard.



Responsibilities of the Management and Those Charged with Governance for the Standalone Financial Statements

The Company's Board of Directors is responsible for the matters stated in section 134(5) of the Act with respect to the preparation of these standalone financial statements that give a true and fair view of the financial position, financial performance including other comprehensive income, cash flows and statement of changes in equity of the Company in accordance with the accounting principles generally accepted in India, including the Indian Accounting Standards (Ind AS) specified under section 133 of the Act read with the Companies (Indian Accounting Standards) Rules, 2015, as amended. This responsibility also includes maintenance of adequate accounting records in accordance with the provisions of the Act for safeguarding of the assets of the Company and for preventing and detecting frauds and other irregularities; selection and application of appropriate accounting policies; making judgments and estimates that are reasonable and prudent; and the design, implementation and maintenance of adequate internal financial controls, that were operating effectively for ensuring the accuracy and completeness of the accounting records, relevant to the preparation and presentation of the standalone financial statements that give a true and fair view and are free from material misstatement, whether due to fraud or error.

In preparing the standalone financial statements, management is responsible for assessing the Company's ability to continue as a going concern, disclosing, as applicable, matters related to going concern and using the going concern basis of accounting unless management either intends to liquidate the Company or to cease operations, or has no realistic alternative but to do so.

Those Board of Directors are also responsible for overseeing the Company's financial reporting process.

Auditor's Responsibilities for the Audit of the Standalone Financial Statements

Our objectives are to obtain reasonable assurance about whether the standalone financial statements as a whole are free from material misstatement, whether due to fraud or error, and to issue an auditor's report that includes our opinion. Reasonable assurance is a high level of assurance, but is not a guarantee that an audit conducted in accordance with SAs will always detect a material misstatement when it exists. Misstatements can arise from fraud or error and are considered material if, individually or in the aggregate, they could reasonably be expected to influence the economic decisions of users taken on the basis of these standalone financial statements.

As part of an audit in accordance with SAs, we exercise professional judgment and maintain professional skepticism throughout the audit. We also:

- Identify and assess the risks of material misstatement of the standalone financial statements, whether due to fraud or error, design and perform audit procedures responsive to those risks, and obtain audit evidence that is sufficient and appropriate to provide a basis for our opinion. The risk of not detecting a material misstatement resulting from fraud is higher than for one resulting from error, as fraud may involve collusion, forgery, intentional omissions, misrepresentations, or the override of internal control.
- Obtain an understanding of internal control relevant to the audit in order to design audit procedures that are appropriate in the circumstances. Under section 143(3)(i) of the Act, we are also responsible for expressing our opinion on whether the Company has adequate internal financial controls with reference to financial statements in place and the operating effectiveness of such controls.
- Evaluate the appropriateness of accounting policies used and the reasonableness of accounting estimates and related disclosures made by management.
- Conclude on the appropriateness of management's use of the going concern basis of accounting and, based on the audit evidence obtained, whether a material uncertainty exists related to events



or conditions that may cast significant doubt on the Company's ability to continue as a going concern. If we conclude that a material uncertainty exists, we are required to draw attention in our auditor's report to the related disclosures in the financial statements or, if such disclosures are inadequate, to modify our opinion. Our conclusions are based on the audit evidence obtained up to the date of our auditor's report. However, future events or conditions may cause the Company to cease to continue as a going concern.

- Evaluate the overall presentation, structure and content of the standalone financial statements, including the disclosures, and whether the standalone financial statements represent the underlying transactions and events in a manner that achieves fair presentation.

We communicate with those charged with governance regarding, among other matters, the planned scope and timing of the audit and significant audit findings, including any significant deficiencies in internal control that we identify during our audit.

We also provide those charged with governance with a statement that we have complied with relevant ethical requirements regarding independence, and to communicate with them all relationships and other matters that may reasonably be thought to bear on our independence, and where applicable, related safeguards.


From the matters communicated with those charged with governance, we determine those matters that were of most significance in the audit of the standalone financial statements for the financial year ended March 31, 2026 and are therefore the key audit matters. We describe these matters in our auditor's report unless law or regulation precludes public disclosure about the matter or when, in extremely rare circumstances, we determine that a matter should not be communicated in our report because the adverse consequences of doing so would reasonably be expected to outweigh the public interest benefits of such communication.

Report on Other Legal and Regulatory Requirements

1. As required by the Companies (Auditor's Report) Order, 2020 ("the Order"), issued by the Central Government of India in terms of sub-section (11) of section 143 of the Act, we give in the "Annexure 1" a statement on the matters specified in paragraphs 3 and 4 of the Order.
2. As required by Section 143(3) of the Act, we report to the extent applicable, that:
 - (a) We have sought and obtained all the information and explanations which to the best of our knowledge and belief were necessary for the purposes of our audit;
 - (b) In our opinion, proper books of account as required by law have been kept by the Company so far as it appears from our examination of those books, also refer note(h)(vi) below;
 - (c) The Balance Sheet, the Statement of Profit and Loss including the Statement of Other Comprehensive Income, the Cash Flow Statement and Statement of Changes in Equity dealt with by this Report are in agreement with the books of account ;
 - (d) In our opinion, the aforesaid standalone financial statements comply with the Accounting Standards specified under Section 133 of the Act, read with Companies (Indian Accounting Standards) Rules, 2015, as amended;
 - (e) On the basis of the written representations received from the directors as on March 31, 2026 taken on record by the Board of Directors, none of the directors is disqualified as on March 31, 2026 from being appointed as a director in terms of Section 164 (2) of the Act;



- (f) With respect to the adequacy of the internal financial controls with reference to standalone financial statements and the operating effectiveness of such controls, refer to our separate Report in “Annexure 2” to this report;
- (g) In our opinion, the managerial remuneration for the year ended March 31, 2026 has been paid / provided by the Company to its directors in accordance with the provisions of section 197 read with Schedule V to the Act.
- (h) With respect to the other matters to be included in the Auditor’s Report in accordance with Rule 11 of the Companies (Audit and Auditors) Rules, 2014, as amended in our opinion and to the best of our information and according to the explanations given to us:
- i. The Company has disclosed the impact of pending litigations on its financial position in its standalone financial statements – Refer note 3(I)(u), 3(III)(B)(i), 30 and 32(c)(ii) to the standalone financial statements;
 - ii. The Company did not have any long-term contracts including derivative contracts for which there were any material foreseeable losses;
 - iii. There has been no delay in transferring amounts, required to be transferred, to the Investor Education and Protection Fund by the Company;
 - iv.
 - a) The management has represented that, to the best of its knowledge and belief, as disclosed in the note 42 to the standalone financial statements, no funds have been advanced or loaned or invested (either from borrowed funds or share premium or any other sources or kind of funds) by the Company to or in any other person(s) or entity(ies), including foreign entities (“Intermediaries”), with the understanding, whether recorded in writing or otherwise, that the Intermediary shall, whether, directly or indirectly lend or invest in other persons or entities identified in any manner whatsoever by or on behalf of the Company (“Ultimate Beneficiaries”) or provide any guarantee, security or the like on behalf of the Ultimate Beneficiaries;
 - b) The management has represented that, to the best of its knowledge and belief, as disclosed in the note 42 to the standalone financial statements, no funds have been received by the Company from any person(s) or entity(ies), including foreign entities (“Funding Parties”), with the understanding, whether recorded in writing or otherwise, that the Company shall, whether, directly or indirectly, lend or invest in other persons or entities identified in any manner whatsoever by or on behalf of the Funding Party (“Ultimate Beneficiaries”) or provide any guarantee, security or the like on behalf of the Ultimate Beneficiaries; and
 - c) Based on such audit procedures performed that have been considered reasonable and appropriate in the circumstances, nothing has come to our notice that has caused us to believe that the representations under sub-clause (a) and (b) contain any material misstatement.
 - v. The interim dividends declared and paid by the Company during the year and until the date of this audit report is in accordance with section 123 of the Act.
 - vi. Based on our examination which included test checks, the Company has used accounting software for maintaining its books of account which has a feature of recording audit trail (edit log) facility and the same has operated throughout the year for all relevant transactions recorded in the software as described in note 41 to the standalone financial



S.R. BATLIBOI & Co. LLP


Chartered Accountants

statements. Further, during the course of our audit we did not come across any instance of audit trail feature being tampered with in respect of accounting software. Additionally, the audit trail of prior year(s) has been preserved by the Company as per the statutory requirements for record retention, to the extent it was enabled and recorded in respective year, as stated in note 41 to the standalone financial statements.

For **S.R. Batliboi & Co. LLP**

Chartered Accountants

ICAI Firm Registration Number: 301003E/E300005



per **Tridevlal Khandelwal**


Partner

Membership Number: 501160

UDIN: 26501160YQPREG2690

Place of Signature: Pune

Date: April 24, 2026



Annexure '1' referred to in paragraph under the heading "Report on other legal and regulatory requirements" of our report of even date

Re: Hindustan Zinc Limited ("the Company")

In terms of the information and explanations sought by us and given by the company and the books of account and records examined by us in the normal course of audit and to the best of our knowledge and belief, we state that:

- (i) (a) (A) The Company has maintained proper records showing full particulars, including quantitative details and situation of Property, Plant and Equipment.
- (B) The Company has maintained proper records showing full particulars of intangible assets.
- (b) Property, Plant and Equipment have been physically verified by the management during the year in accordance with a planned programme of verifying them over a period of three years which, in our opinion, is reasonable having regard to the size of the Company and the nature of its assets and no material discrepancies were noticed on such verification.
- (c) The title deeds of all the immovable properties (other than properties where the Company is the lessee and the lease agreements are duly executed in favour of the lessee) are held in the name of the Company.
- (d) The Company has not revalued its Property, Plant and Equipment (including Right of use assets) or intangible assets during the year ended March 31, 2026.
- (e) There are no proceedings initiated or are pending against the Company for holding any benami property under the Prohibition of Benami Property Transactions Act, 1988 and rules made thereunder.
- (ii) (a) Physical verification of inventory has been conducted at reasonable intervals during the year by management except for inventories lying with third parties. In our opinion, the coverage and procedure of such verification by the management is appropriate. Inventories lying with third parties have been confirmed by such third parties as at March 31, 2026. There were no discrepancies of 10% or more noticed, in the aggregate for each class of inventory.
- (b) The Company has not been sanctioned working capital limits in excess of Rs. five crores in aggregate from banks or financial institutions during any point of time of the year on the basis of security of current assets. Accordingly, the requirement to report on clause 3(ii)(b) of the Order is not applicable to the Company.




- (iii) (a) During the year the Company has provided loans, advances in the nature of loans, stood guarantee and provided security to companies and others as follows:

(Amount in Rs. Crores)

Particulars	Guarantees	Security	Loans	Advances in nature of loans
Aggregate amount granted/ provided during the year				
- Subsidiaries	-	-	0	-
- Others	-	-	0	-
Balance outstanding as at balance sheet date in respect of above cases				
- Subsidiaries	66	-	0	-
- Others	-	-	2	-

- (b) During the year the investments made, loans granted and the terms and conditions of the grant of all investments and loans to companies and any other parties are not prejudicial to the Company's interest. The Company has not provided guarantees, given securities and given advances in the nature of loans to companies or any other parties during the year.
- (c) The Company has granted loans during the year to companies and any other parties where the schedule of repayment of principal and payment of interest has been stipulated and the repayment or receipts are regular.
- (d) There are no amounts of loans granted to companies and any other parties which are overdue for more than ninety days.
- (e) There were no loans granted to companies and any other parties which was fallen due during the year, that have been renewed or extended or fresh loans granted to settle the overdues of existing loans given to the same parties.
- (f) The Company has not granted any loans either repayable on demand or without specifying any terms or period of repayment to companies and any other parties. Accordingly, the requirement to report on clause 3(iii)(f) of the Order is not applicable to the Company.
- (iv) There are no loans, investments, guarantees, and security in respect of which provisions of sections 185 of the Companies Act, 2013 are applicable hence the requirement to report on compliance with section 185 is not applicable for the Company. Further, according to the information and explanations given to us, provisions of sections 186 of the Companies Act, 2013 in respect of investments have been complied with by the Company.
- (v) The Company has neither accepted any deposits from the public nor accepted any amounts which are deemed to be deposits within the meaning of sections 73 to 76 of the Companies Act and the rules made thereunder, to the extent applicable. Accordingly, the requirement to report on clause 3(v) of the Order is not applicable to the Company.
- (vi) We have broadly reviewed the books of account maintained by the Company pursuant to the rules made by the Central Government for the maintenance of cost records under section 148(1) of the Companies Act, 2013, related to the manufacture of products and generation of electricity, and are of the opinion that prima facie, the specified accounts and records have been made and maintained. We have not, however, made a detailed examination of the same.
- (vii) (a) The Company is regular in depositing with appropriate authorities undisputed statutory dues including goods and services tax, provident fund, income-tax, duty of customs and other statutory dues applicable to it. According to the information and explanations given to us and based on audit



procedures performed by us, no undisputed amounts payable in respect of these statutory dues were outstanding, at the year end, for a period of more than six months from the date they became payable. The provisions relating to employees' state insurance are not applicable to the Company.

- (b) The dues of goods and services tax, provident fund, income-tax, sales-tax, service tax, duty of custom, duty of excise, value added tax, cess, and other statutory dues have not been deposited on account of any dispute, are as follows:

(Amount in Rs. Crores)

Name of the statute	Nature of the dues	Amount *#	Period to which the amount relates	Forum where the dispute is pending
Income tax act, 1961	Income taxes	8	1998-99 to 2003-2004, 2013-14 and 2014-15	Commissioner of Income tax (Appeals)
		7,801	1988-1989 to 1990-1991, 1992-1993, 1997-98, 1999-00 to 2001-02, 2004-05 to 2010-2011, 2012-13 to 2014-16 and 2021-22.	Income tax appellate Tribunal
		5,576	1989-90 to 2011-12, 2016-17 and 2017-18	High Court / Supreme Court
Customs Act, 1962	Custom Duty	4	2008-09 to 2019-20	CESTAT
		2	2015-16 to 2022-23	Commissioner and Commissioner Appeal
		46	2012-13	High Court
Central Excise Act, 1944	Excise Duty	47	1989-90 to 2017-18	CESTAT
		10	2000-01 to 2004-05 and 2008-09 to 2016-17	Commissioner and Commissioner Appeal
		251	1997 to 2013 and 2015-16	High Court
Finance Act, 1994	Service Tax	12	2004-05 to 2017-18	CESTAT
		7	2002-03 to 2004-05 and 2008-09 to 2014-15	Commissioner and Commissioner Appeal
		189	2004-05 and 2017-18	High Court
Rajasthan sales tax act, 1994	Sales Tax	24	2009 to 2011, 2012 to 2019 and 2020-21	Commissioner and Commissioner Appeal
		35	2007-2008	High Court
		0	1985-1986	Supreme Court
		6	1998 to 2000, 2001 to 2004 and 2009 to 2014	Tax Board
Goods and Service Tax Act, 2017	GST	39	2017-18 to 2019-20	GSTAT
		196	2017-18 to 2024-25	Commissioner and Commissioner Appeal
		605	2017-18 to 2020-21 and 2024-25	High Court
The Environment Protection Act, 1986	Environmental and Health Cess	142	2007-08 to 2015-16	Supreme Court
The Rajasthan Electricity (Duty) Act, 1962	Electricity Duty	9	2008-09	Supreme Court
		32	2020-21 to 2025-26	High Court

* Net of amount paid under protest / adjusted against refunds

Includes interest where applicable



- (viii) The Company has not surrendered or disclosed any transaction, previously unrecorded in the books of account, in the tax assessments under the Income Tax Act, 1961 as income during the year. Accordingly, the requirement to report on clause 3(viii) of the Order is not applicable to the Company.
- (ix) (a) The Company has not defaulted in repayment of loans or other borrowings or in the payment of interest thereon to any lender.
- (b) The Company has not been declared wilful defaulter by any bank or financial institution or government or any government authority.
- (c) Term loans were applied for the purpose for which the loans were obtained.
- (d) On an overall examination of the standalone financial statements of the Company, no funds raised on short-term basis have been used for long-term purposes by the Company.
- (e) On an overall examination of the standalone financial statements of the Company, the Company has not taken any funds from any entity or person on account of or to meet the obligations of its subsidiaries. The Company does not have any associate or joint venture.
- (f) The Company has not raised loans during the year on the pledge of securities held in its subsidiaries. Hence, the requirement to report on clause (ix)(f) of the Order is not applicable to the Company. The Company does not have any associate or joint venture
- (x) (a) The Company has not raised any money during the year by way of initial public offer / further public offer (including debt instruments) hence, the requirement to report on clause 3(x)(a) of the Order is not applicable to the Company.
- (b) The Company has not made any preferential allotment or private placement of shares /fully or partially or optionally convertible debentures during the year under audit and hence, the requirement to report on clause 3(x)(b) of the Order is not applicable to the Company.
- (xi) (a) No fraud by the Company or no material fraud on the Company has been noticed or reported during the year.
- (b) During the year, no report under sub-section (12) of section 143 of the Companies Act, 2013 has been filed by cost auditor, secretarial auditor or by us in Form ADT – 4 as prescribed under Rule 13 of Companies (Audit and Auditors) Rules, 2014 with the Central Government.
- (c) We have taken into consideration the whistle blower complaints received by the Company during the year while determining the nature, timing and extent of audit procedures.
- (xii) The Company is not a Nidhi Company as per the provisions of the Companies Act, 2013. Therefore, the requirement to report on clause 3(xii)(a),(b) and (c) of the Order is not applicable to the Company.
- (xiii) Transactions with the related parties are in compliance with sections 177 and 188 of Companies Act, 2013 where applicable and the details have been disclosed in the notes to the standalone financial statements, as required by the applicable accounting standards.
- (xiv) (a) The Company has an internal audit system commensurate with the size and nature of its business.
- (b) The internal audit reports of the Company issued till the date of the audit report, for the period under audit have been considered by us.



S.R. BATLIBOI & Co. LLP

Chartered Accountants

- (xv) The Company has not entered into any non-cash transactions with its directors or persons connected with its directors and hence requirement to report on clause 3(xv) of the Order is not applicable to the Company.
- (xvi) The provisions of section 45-IA of the Reserve Bank of India Act, 1934 (2 of 1934) are not applicable to the Company. Accordingly, the requirement to report on clause (xvi)(a),(b),(c) and (d) of the Order is not applicable to the Company.
- (xvii) The Company has not incurred cash losses in the current financial year or immediately preceding financial year.
- (xviii) There has been no resignation of the statutory auditors during the year and accordingly requirement to report on Clause 3(xviii) of the Order is not applicable to the Company.
- (xix) On the basis of the financial ratios disclosed in note 38 to the standalone financial statements, ageing and expected dates of realization of financial assets and payment of financial liabilities, other information accompanying the standalone financial statements, our knowledge of the Board of Directors and management plans and based on our examination of the evidence supporting the assumptions, nothing has come to our attention, which causes us to believe that any material uncertainty exists as on the date of the audit report that Company is not capable of meeting its liabilities existing at the date of balance sheet as and when they fall due within a period of one year from the balance sheet date. We, however, state that this is not an assurance as to the future viability of the Company. We further state that our reporting is based on the facts up to the date of the audit report and we neither give any guarantee nor any assurance that all liabilities falling due within a period of one year from the balance sheet date, will get discharged by the Company as and when they fall due.
- (xx) (a) In respect of other than ongoing projects, there are no unspent amounts that are required to be transferred to a fund specified in Schedule VII of the Companies Act (the Act), in compliance with second proviso to sub section 5 of section 135 of the Act. This matter has been disclosed in note 34 to the standalone financial statements.
- (b) There are no unspent amounts in respect of ongoing projects, that are required to be transferred to a special account in compliance of provision of sub section (6) of section 135 of Companies Act. This matter has been disclosed in note 34 to the standalone financial statements.

For **S.R. Batliboi & Co. LLP**

Chartered Accountants

ICAI Firm Registration Number: 301003E/E300005



per Tridival Khandelwal


Partner

Membership Number: 501160

UDIN: 26501160YQPREG2690

Place of Signature: Pune

Date: April 24, 2026



**ANNEXURE 2 TO THE INDEPENDENT AUDITOR'S REPORT OF EVEN DATE ON THE
STANDALONE FINANCIAL STATEMENTS OF Hindustan Zinc Limited**

**Report on the Internal Financial Controls under Clause (i) of Sub-section 3 of Section 143 of the
Companies Act, 2013 ("the Act")**

We have audited the internal financial controls with reference to standalone financial statements of Hindustan Zinc Limited ("the Company") as of March 31, 2026 in conjunction with our audit of the standalone financial statements of the Company for the year ended on that date.

Management's Responsibility for Internal Financial Controls

The Company's Management is responsible for establishing and maintaining internal financial controls based on the internal control over financial reporting criteria established by the Company considering the essential components of internal control stated in the Guidance Note on Audit of Internal Financial Controls Over Financial Reporting issued by the Institute of Chartered Accountants of India ("ICAI"). These responsibilities include the design, implementation and maintenance of adequate internal financial controls that were operating effectively for ensuring the orderly and efficient conduct of its business, including adherence to the Company's policies, the safeguarding of its assets, the prevention and detection of frauds and errors, the accuracy and completeness of the accounting records, and the timely preparation of reliable financial information, as required under the Companies Act, 2013.

Auditor's Responsibility

Our responsibility is to express an opinion on the Company's internal financial controls with reference to these standalone financial statements based on our audit. We conducted our audit in accordance with the Guidance Note on Audit of Internal Financial Controls Over Financial Reporting (the "Guidance Note") and the Standards on Auditing, as specified under section 143(10) of the Act, to the extent applicable to an audit of internal financial controls, both issued by ICAI. Those Standards and the Guidance Note require that we comply with ethical requirements and plan and perform the audit to obtain reasonable assurance about whether adequate internal financial controls with reference to these standalone financial statements was established and maintained and if such controls operated effectively in all material respects.

Our audit involves performing procedures to obtain audit evidence about the adequacy of the internal financial controls with reference to these standalone financial statements and their operating effectiveness. Our audit of internal financial controls with reference to standalone financial statements included obtaining an understanding of internal financial controls with reference to these standalone financial statements, assessing the risk that a material weakness exists, and testing and evaluating the design and operating effectiveness of internal control based on the assessed risk. The procedures selected depend on the auditor's judgement, including the assessment of the risks of material misstatement of the financial statements, whether due to fraud or error.

We believe that the audit evidence we have obtained is sufficient and appropriate to provide a basis for our audit opinion on the Company's internal financial controls with reference to these standalone financial statements.

Meaning of Internal Financial Controls With Reference to these Standalone Financial Statements

A company's internal financial controls with reference to standalone financial statements is a process designed to provide reasonable assurance regarding the reliability of financial reporting and the preparation of financial statements for external purposes in accordance with generally accepted accounting principles. A company's internal financial controls with reference to standalone financial



statements includes those policies and procedures that (1) pertain to the maintenance of records that, in reasonable detail, accurately and fairly reflect the transactions and dispositions of the assets of the company; (2) provide reasonable assurance that transactions are recorded as necessary to permit preparation of financial statements in accordance with generally accepted accounting principles, and that receipts and expenditures of the company are being made only in accordance with authorisations of management and directors of the company; and (3) provide reasonable assurance regarding prevention or timely detection of unauthorised acquisition, use, or disposition of the company's assets that could have a material effect on the financial statements.

Inherent Limitations of Internal Financial Controls With Reference to Standalone Financial Statements

Because of the inherent limitations of internal financial controls with reference to standalone financial statements, including the possibility of collusion or improper management override of controls, material misstatements due to error or fraud may occur and not be detected. Also, projections of any evaluation of the internal financial controls with reference to standalone financial statements to future periods are subject to the risk that the internal financial control with reference to standalone financial statements may become inadequate because of changes in conditions, or that the degree of compliance with the policies or procedures may deteriorate.

Opinion

In our opinion, the Company has, in all material respects, adequate internal financial controls with reference to standalone financial statements and such internal financial controls with reference to standalone financial statements were operating effectively as at March 31, 2026, based on the internal control over financial reporting criteria established by the Company considering the essential components of internal control stated in the Guidance Note issued by the ICAI.

For **S.R. Batliboi & Co. LLP**
Chartered Accountants
ICAI Firm Registration Number: 301003E/E300005



per Tridevlal Khandelwal
Partner
Membership Number: 501160



UDIN: 26501160YQPREG2690

Place of Signature: Pune
Date: April 24, 2026

HINDUSTAN ZINC LIMITED
IND AS STANDALONE FINANCIAL STATEMENTS
AS AT AND FOR THE YEAR ENDED March 31, 2026

HINDUSTAN ZINC LIMITED
Standalone Balance Sheet as at March 31, 2026

(₹ in Crore)

Particulars	Notes	As at March 31, 2026	As at March 31, 2025
ASSETS			
Non-current assets			
a) Property, plant and equipment	4	19,708	18,358
b) Capital work-in-progress	4A	3,382	2,552
c) Intangible assets			
i) Exploration intangible assets under development	5	51	73
ii) Other intangible assets	5	43	57
d) Financial assets			
i) Investments	9	1,115	823
ii) Loans	6	1	86
iii) Other financial assets	13	71	95
e) Income tax assets		135	140
f) Other non-current assets	7	1,103	591
Total Non-current assets		25,609	22,775
Current assets			
a) Inventories	8	2,051	1,882
b) Financial Assets			
i) Investments	9	13,325	9,148
ii) Trade receivables	10	399	112
iii) Cash and cash equivalents	11	292	94
iv) Other Bank balances	12	22	81
v) Loans	6	1	36
vi) Other financial assets	13	68	43
d) Income tax assets (net)	32	-	0
e) Other current assets	7	406	247
Total Current assets		16,564	11,643
TOTAL		42,173	34,418
EQUITY AND LIABILITIES			
Equity			
a) Equity share capital	14	845	845
b) Other equity		21,630	12,445
Total Equity		22,475	13,290
Liabilities			
Non-current liabilities			
a) Financial liabilities			
i) Borrowings	15	4,614	5,990
ii) Lease Liabilities	33	292	177
iii) Other financial liabilities	16	129	342
b) Provisions	17	200	200
c) Deferred tax liabilities (net)	32	2,266	2,293
d) Other non-current liabilities	18	956	951
Total Non-current liabilities		8,457	9,953
Current liabilities			
a) Financial liabilities			
i) Borrowings	15	3,638	4,661
ii) Lease Liabilities	33	182	136
iii) Operational buyers' credit/ suppliers' credit	19	105	569
iv) Trade payables	20		
a) Total outstanding dues of Micro Enterprises and Small Enterprises		382	148
b) Total outstanding dues of creditors other than Micro Enterprises and Small Enterprises		2,693	2,060
v) Other financial liabilities	16	2,800	1,698
b) Other current liabilities	18	1,023	1,572
c) Provisions	17	32	19
d) Current tax liabilities (net)		386	312
Total Current liabilities		11,241	11,175
TOTAL		42,173	34,418

See accompanying notes to standalone financial statements.

As per our report on even date

For **S.R. Batliboi & Co. LLP**
Chartered Accountants
ICAI Firm Registration No.: 301003E/E300005

per **Tridevjal Khandelwal**
Partner
ICAI Membership No.: 501160



For and on behalf of the Board of Directors
CIN - L27204RJ1966PLC001208

Arun Misra
CEO & Whole-time Director
DIN: 01835605

Sandeep Modi
Chief Financial Officer

Date: April 24, 2026
Place: Udaipur

Pallavi Joshi Bakhru
Director
DIN: 05126618
Place: Delhi

Aashhima V Khanna
Company Secretary
ICSI Membership No.: A34517

Date: April 24, 2026
Place: Udaipur



HINDUSTAN ZINC LIMITED
Standalone Statement of Profit and Loss for the year ended March 31, 2026

Particulars	Notes	(₹ in Crore)	
		For the year ended March 31, 2026	For the year ended March 31, 2025
(unless otherwise stated)			
Revenue from operations			
a. Revenue	21A	39,009	32,927
b. Other Operating revenue	21B	1,649	1,042
Total Revenue from operations (a+b)		40,658	33,969
Other income	22	1,093	996
Total Income		41,751	34,965
Expenses:			
Change in inventories of finished goods and work-in-progress	23	(197)	(62)
Employee benefits expense	24	761	878
Power and fuel		2,553	2,696
Mining Royalty		4,948	4,103
Finance costs	25	880	1,111
Depreciation and amortization expense	26	3,789	3,634
Other expenses	27	10,680	9,058
Total expenses		23,414	21,418
Profit before tax and exceptional items		18,337	13,547
Exceptional gain/ (loss) (Net)	28	25	(83)
Profit before tax		18,362	13,464
Tax expense :			
Current tax	32	4,573	3,217
Deferred tax charge/ (credit)	32	77	(32)
Total tax expenses		4,650	3,185
Profit for the year		13,712	10,279
Other comprehensive income/(loss)			
A) Items that will not be reclassified to profit or loss in subsequent period			
(a) Remeasurement gain of the defined benefit plans		11	8
(b) Tax (expense)		(1)	(4)
B) Items that will be reclassified to profit or loss in subsequent period			
(a) (Loss) on cash flow hedges recognised during the year		(319)	-
(b) Tax Credit		80	-
(a) Net gain on FVTOCI debt investments		0	30
(b) Tax (expense)		(0)	(3)
Total other comprehensive (loss)/ gain for the year, net of tax		(229)	31
Total comprehensive income for the year, net of tax		13,483	10,310
Earnings per share attributable to the owners of the Company			
(nominal value of shares			
₹ 2 (March 31, 2025: ₹ 2)			
-Basic earnings per share (₹)	29	32.45	24.33
-Diluted earnings per share (₹)	29	32.45	24.33

See accompanying notes to financial statements.

As per our report on even date

For S.R. Batliboi & Co. LLP

Chartered Accountants

ICAI Firm Registration No.: 301003E/E300005



per **Tridevlal Khandelwal**

Partner

ICAI Membership No.: 501160



For and on behalf of the Board of Directors

CIN - L27204RJ1966PLC001208



Arun Misra

CEO & Whole-time Director

DIN: 01835605



Pallavi Joshi Bakhru

Director


DIN: 05126618

Place: Delhi



Sandeep Modi

Chief Financial Officer



Aashhima V Khanna

Company Secretary

ICSI Membership No.: A34517

Date: April 24, 2026
Place: Ahmedabad

Date: April 24, 2026
Place: Udaipur

Date: April 24, 2026
Place: Udaipur



HINDUSTAN ZINC LIMITED
Standalone Statement of Cash Flow for the year ended March 31, 2026

(₹ in Crore)

Particulars	For the year ended March 31, 2026	For the year ended March 31, 2025
(A) CASH FLOW FROM OPERATING ACTIVITIES :		
Profit before tax	18,362	13,464
Adjustments to reconcile profit to net cash provided by operating activities:		
Exceptional item	(25)	56
Depreciation and amortization expense	3,789	3,634
Interest expense	880	1,111
Interest and dividend income	(800)	(719)
Foreign Exchange (gain)/ loss	17	9
Amortization of deferred revenue arising from government grant	(192)	(175)
Net Loss on investments measured at FVTPL (refer note 27)	12	27
Net Loss on sale of property, plant and equipment	16	43
Net (Gain) on sale of financial asset investments	(33)	(62)
Operating profit before working capital changes	22,026	17,388
Working capital changes:		
(Increase)/Decrease in Inventories	(168)	42
(Increase)/Decrease in Trade receivables	(287)	48
(Increase)/ Decrease in Other assets (current)	(187)	230
Decrease/ (Increase) in Other assets (non current)	19	(77)
Increase in Trade and Other payables	867	105
(Decrease)/ Increase in Operational buyers' credit /Suppliers' credit	(464)	170
(Decrease) in Other liabilities	(422)	(403)
Cash flows from operations	21,384	17,503
Income taxes (paid) (net of refund)	(4,527)	(3,376)
Net cash flows from operating activities	16,857	14,127
(B) CASH FLOW FROM INVESTING ACTIVITIES :		
Purchases of Property, plant and equipment (including intangibles, CWIP and Capital Advances)	(5,286)	(4,320)
Interest received	726	678
Deposits made during the year	(377)	(984)
Deposits matured during the year	431	1,022
Inter-corporate loans given to related party	0	(119)
Inter-corporate loans repaid by related party	120	466
Purchase of Non current investments	(278)	(230)
Purchase of current investments	(22,401)	(23,711)
Proceeds from sale of current investments	18,292	24,533
Proceeds from sale of Property, plant and equipment	13	7
Net cash flows (used) in/generated from investing activities	(8,760)	(2,658)
(C) CASH FLOW FROM FINANCING ACTIVITIES :		
Interest and other finance charges paid	(978)	(1,225)
Proceeds from short term borrowings	-	9,965
Repayment of short term borrowings	(1,933)	(9,536)
Proceeds/ (Repayments) from working capital loan (net)	-	(8)
Proceeds from long term borrowings	3,165	4,547
Repayment of long term borrowings	(3,625)	(2,783)
Principal payment of lease liabilities	(160)	(105)
Interest payment of lease liabilities	(44)	(28)
Payment towards ESOS	(99)	-
Dividend paid	(4,225)	(12,253)
Net cash flows (used) in financing activities	(7,899)	(11,426)
Net Increase in Cash and cash equivalents	198	43
Cash and cash equivalents at the beginning of the year	94	51
Cash and cash equivalents at the end of the year (refer note 11)	292	94

Note:-

- The figures in brackets indicate outflows.
- The above cash flow has been prepared under "Indirect method" as set out in Indian Accounting Standard (Ind AS) 7 - Statement of Cash Flows.
- Non cash movement in financing activities to be referred in Note-15 and Note-33.

See accompanying notes to financial statements.

As per our report on even date

For **S.R. Batliboi & Co. LLP**

Chartered Accountants

ICAI Firm Registration No.: 301003E/E300005

per **Trivedi Khandelwal**

Partner

ICAI Membership No.: 501160



Date: April 24, 2026
Place: Ahmedabad

For and on behalf of the Board of Directors
CIN - L27204RJ1966PLC001208

Arun Misra

Arun Misra
CEO & Whole-time Director
DIN: 01835605

Sandeep Modi

Sandeep Modi
Chief Financial Officer

Date: April 24, 2026
Place: Udaipur

Pallavi Joshi Bakhru

Pallavi Joshi Bakhru
Director
DIN: 05126618
Place: Delhi

Aashima V Khanna

Aashima V Khanna
Company Secretary
ICSI Membership No.: A34517


Date: April 24, 2026
Place: Udaipur



HINDUSTAN ZINC LIMITED
Standalone Statement of Changes in Equity for the year ended March 31, 2026

a. Equity share capital	Numbers of shares (in Crore)	₹ in Crore
Equity shares of ₹ 2 each issued, subscribed and fully paid	423	845
As at March 31, 2024	423	845
Changes in equity share capital due to prior period errors	-	-
Changes in equity share capital during the current year	-	-
As at March 31, 2025	423	845
Changes in equity share capital due to prior period errors	-	-
Changes in equity share capital during the current year	-	-
As at March 31, 2026	423	845
b. Other equity		(₹ in Crore)

Particulars	Reserve and surplus			Items of Other comprehensive income			Total
	Capital Reserve	Retained earnings	General reserve ⁽²⁾	Hedging reserve	Debt instruments at FVTOCI	Total	
Balance as at April 01, 2025	1	12,445	-	-	-	(1)	12,445
Profit for the year	-	13,712	-	-	-	-	13,712
Changes in accounting policy or prior period errors	-	-	-	-	-	-	-
Payment towards ESOS ⁽³⁾	-	(99)	-	-	-	-	(99)
Tax effect on payment towards ESOS	-	25	-	-	-	-	25
Other comprehensive income/(loss)	-	-	-	-	-	-	-
(a.) Remeasurements gain of the defined benefit plans	-	11	-	-	-	-	11
Tax effect on above	-	(1)	-	-	-	-	(1)
(b.) (Loss) on cash flow hedges recognised during the year	-	-	-	(319)	-	-	(319)
Tax effect on above	-	-	-	80	-	-	80
(c.) Net gain on FVOCI investments	-	-	-	-	-	-	0
Tax effect on above	-	-	-	-	-	-	(0)
Total Other comprehensive income/(loss) for the year	-	10	-	(239)	0	0	(229)
Total comprehensive income/(loss) for the year	-	13,649	-	(239)	0	0	13,410
Dividend declared - Paid ⁽¹⁾	-	(4,225)	-	-	-	-	(4,225)
Balance as at March 31, 2026	1	21,869	-	(239)	(1)	(1)	21,630
Balance as at April 01, 2024	1	4,032	10,383	-	-	-	14,388
Profit for the year	-	10,279	-	-	-	(28)	10,279
Transferred to retained earnings on scheme of arrangement	-	10,383	(10,383)	-	-	-	-
Changes in accounting policy or prior period errors	-	-	-	-	-	-	-
Other comprehensive income/(loss)	-	-	-	-	-	-	-
(a.) Remeasurements gain of the defined benefit plans	-	8	-	-	-	-	8
Tax effect on above	-	(4)	-	-	-	-	(4)
(b.) Gain on cash flow hedges recognised during the year	-	-	-	-	-	-	-
Tax effect on above	-	-	-	-	-	-	-
(c.) Net gain on FVOCI Investments	-	-	-	-	-	30	30
Tax effect on above	-	-	-	-	-	(3)	(3)
Total Other comprehensive income/(loss) for the year	-	4	-	-	27	27	31
Total comprehensive income/(loss) for the year	-	20,666	(10,383)	-	-	27	10,310
Dividend declared - Paid ⁽¹⁾	-	(12,253)	-	-	-	-	(12,253)
Balance as at March 31, 2025	1	12,445	-	-	(1)	(1)	12,445



HINDUSTAN ZINC LIMITED
Standalone Statement of Changes in Equity for the year ended March 31, 2026

- (1) During the year, the company has declared and paid interim dividend of ₹ 4,225 Crore (₹ 10 per share) (March 31, 2025 : ₹ 12,253 Crore (₹ 29 per share))
- (2) General reserve: Under the erstwhile Companies Act 1956, general reserve was created through an annual transfer of net income at a specified percentage in accordance with applicable regulations. The purpose of these transfers was to ensure that if a dividend distribution in a given year is more than 10% of the paid-up capital of the Company for that year, then the total dividend distribution is less than the total distributable results for that year. Consequently to introduction of the Companies Act 2013, the requirement to mandatorily transfer a specified percentage of the net profit to general reserve has been withdrawn.
- During the year ended March 31, 2022, the Board of Directors of the Company, Audit & Risk Management Committee and Committee of Independent Directors of the Company, at its meeting held on January 21, 2022 had approved the Scheme of Arrangement ("Scheme") between the Company and its shareholders under Section 230 and other applicable provisions of the Companies Act, 2013 ("Act"). The Scheme inter alia provided for capital reorganization of the Company, whereby it is proposed to transfer amounts standing to the credit of the General Reserves to the Retained Earnings of the Company with effect from the Appointed Date. During the year ended March 31, 2023 Securities and Exchange Board of India (through BSE Limited and National Stock Exchange of India Limited) and National Stock Exchange of India Limited (collectively referred to as "Stock Exchanges") have approved the scheme. Further, the Hon'ble National Company Law Tribunal ("NCLT"), Jaipur Bench vide its order dated February 06, 2023, approved the scheme and directed to convene shareholders meeting for their approval. NCLT convened shareholders meeting was held on March 29, 2023, where in shareholders also approved the subject scheme. The Company had accordingly filed a petition with the Hon'ble NCLT for sanction of the Scheme. During the year ended March 31, 2025, the Hon'ble NCLT vide its order dated July 16, 2024 had sanctioned the Scheme and the certified true copy of the said Order was filed with the Registrar of Companies on July 22, 2024, and accordingly the Scheme came into effect. The Company will maintain minimum net worth of ₹ 5,000 Crore as per the undertaking given to NCLT and as mentioned in the order.


- (3) During the year, pursuant to the acquisition of equity shares of Vedanta Limited by the Vedanta ESOS trust for allotment of shares under ESOS 2016 to employees of company, an incremental amount of ₹ 99 Crores, arising due to an increase in the market price of such shares, was reimbursed by the Company to Vedanta Limited. For other details on ESOS, refer Note 24 (employee benefit expense).

See accompanying notes to financial statements.
As per our report on even date

For S. R. Battiboi & Co. LLP
Chartered Accountants

ICAI Firm Registration No.: 301003E/E300005


per Tridivjal Khandelwal
Partner
ICAI Membership No.: 501160



For and on behalf of the Board of Directors
CIN - L27204RJ19666PLC001208


Arun Misra
CEO & Whole-time Director
DIN: 01835605


Sandeep Modi
Chief Financial Officer

Date: April 24, 2026
Place: Udaipur



Pallavi Joshi Bakhru
Director
DIN: 05126618
Place: Delhi


Aashhima V Khanna
Company Secretary
ICSI Membership No.: A34517

Date: April 24, 2026
Place: Udaipur



Notes forming part of the Standalone financial statements as at and for the year ended March 31, 2026

1. COMPANY OVERVIEW

Hindustan Zinc Limited ("HZL" or "the Company") (CIN: L27204RJ1966PLC001208) is a public limited company incorporated in India on January 10, 1966 and has its registered office at Yashad Bhawan, Udaipur (Rajasthan). HZL's shares are listed on National Stock Exchange and Bombay Stock Exchange. The Company is engaged in exploring, extracting and processing of minerals.

HZL's operations include five zinc-lead mines, four zinc smelters, one lead smelter, one zinc-lead smelter, eight sulphuric acid plants, one silver refinery plant, six captive thermal power plants and four captive solar plants in the state of Rajasthan. In addition, HZL also has a rock-phosphate mine in Matoon, near Udaipur in Rajasthan and zinc, lead, silver processing and refining facilities in the state of Uttarakhand. The Company also has wind power plants in the states of Rajasthan, Gujarat, Karnataka, Tamil Nadu and Maharashtra and solar power plants in the state of Rajasthan.

The company is majorly owned by Vedanta Limited which is ultimately held by Vedanta Incorporated (formerly known as Volcan Investments Limited). Vedanta Limited holds 60.71% of the Company's equity as at March 31, 2026 (March 31, 2025: 63.42%).

The financial statements were approved for issue by the Board of Directors on April 24, 2026. The revision to these financial statements is permitted by the Board of Directors after obtaining necessary approvals or at the instance of regulatory authorities as per provisions of the Companies Act, 2013.

2. BASIS OF PREPARATION OF FINANCIAL STATEMENTS

a) Basis of preparation

The financial statements of the company have been prepared in accordance with Indian Accounting Standards (Ind AS) notified under the Companies (Indian Accounting Standards) Rules, 2015 (as amended from time to time) and presentation requirement of Division II of schedule III to the Companies Act, 2013 (Ind AS compliant Schedule III), as applicable. The financial statements have been prepared on a going concern basis using historical cost convention and on the accrual basis except for financial instruments which are measured at fair values (refer note 3(I)(a) below)

Accounting policies have been consistently applied in all material aspects except where a newly issued accounting standard is initially adopted or a revision to an existing accounting standard requires a change in the accounting policy hitherto in use. Also refer note 3 (II)

3.(I) MATERIAL ACCOUNTING POLICIES

a) Fair value measurement

The Company measures financial instruments, such as, derivatives at fair value at each balance sheet date.

The fair value of an asset or a liability is measured using the assumptions that market participants would use when pricing the asset or liability, assuming that market participants act in their best economic interest.

The Company uses valuation techniques that are appropriate in the circumstances and for which sufficient data are available to measure fair value, maximizing the use of relevant observable inputs and minimizing the use of unobservable inputs.

For the purpose of fair value disclosures, the Company has determined classes of assets and liabilities on the basis of the nature, characteristics and risks of the asset or liability and the level of the fair value hierarchy.

b) Current and non-current classification

The assets and liabilities are classified as current/ non-current based on the operating cycle, which has been identified as 12 months.

c) Functional and presentation currency

The financial statements are prepared in Indian Rupees (₹), which is the Company's functional currency. All financial information presented in Indian Rupees (₹) has been rounded to the nearest Crore. Amounts less than ₹ 0.50 Crore have been presented as "0".



Notes forming part of the Standalone financial statements as at and for the year ended March 31, 2026

d) Revenue recognition

(i) Sale of goods (Products, Scrap and residual)

Revenue from contracts with customers is recognised when control (as defined in Ind AS 115) of the goods or services is transferred to the customer as per the terms of contract, which usually, is at the time of dispatch of goods to the customer or on the delivery of goods to a carrier responsible for transporting the goods to the customer, or on the date of bill of lading on delivery of the goods to the carriers at an amount that reflects the consideration to which the Company expects to be entitled in exchange for those goods or services. Revenue is recognised net of discounts, volume rebates, outgoing sales taxes/ goods and service tax and other indirect taxes. Revenues from sale of by-products are included in revenue. The Company has generally concluded that it is the principal in its revenue arrangements.

Goods are often sold with volume discounts based on aggregate sales over a 12 months period. Revenue from these sales is recognised based on the price specified in the contract, net of the estimated volume discounts. A liability is recognised for expected volume discounts payable to customers in relation to sales made until the end of the reporting period. No element of financing is deemed present as the sales are generally made with a credit term of 0-180 days, which is consistent with market practice. Any obligation to provide a refund is recognised as a provision. A receivable is recognised when the goods are delivered as per the contractual terms as this is the point in time that the consideration is unconditional because only the passage of time is required before the payment is due.

Certain of the Company's sales contracts provide for provisional pricing based on the price on the London Metal Exchange (LME), as specified in the contract. Revenue in respect of such contracts is recognised when control passes to the customer and is measured at the amount the entity expects to be entitled – being the estimate of the price expected to be received at the end of the measurement period. Post transfer of control of goods, provisional pricing features are accounted in accordance with Ind AS 109 'Financial Instruments' rather than Ind AS 115 and therefore the Ind AS 115 rules on variable consideration do not apply. These 'provisional pricing' adjustments i.e., the consideration received post transfer of control are included in total revenue from operations on the face of the Statement of Profit and loss. Final settlement of the price is based on the applicable price for a specified future period. The Company's provisionally priced sales are marked to market using the relevant forward prices for the future period specified in the contract and is adjusted in revenue.

Contract assets

Trade receivables

A receivable is recognised if an amount of consideration is unconditional (i.e., only the passage of time is required before payment of the consideration is due). Refer to accounting policies of financial assets in section 3(h) Financial instruments - Initial recognition and subsequent measurement

Contract Liabilities

A contract liability is the obligation to transfer goods or services to a customer for which the Company has received consideration (or an amount of consideration is due) from the customer. If a customer pays consideration before the Company transfers goods or services to the customer, a contract liability is recognised when the payment is made or the payment is due (whichever is earlier). Contract liabilities are recognised as revenue when the Company performs under the contract.

The Company does not expect to have any contracts where the period between the transfer of the promised goods or services to the customer and payment by the customer exceeds one year. As a consequence, the Company does not adjust any of the transaction prices for the time value of money.

(ii) Income from wind energy

Revenue from sale of wind power is recognised when delivered i.e. at the point in time and measured based on rates as per bilateral contractual agreements with buyers and at rate arrived at based on the principles laid down under the relevant Tariff Regulations as notified by the regulatory bodies, as applicable. The Company has generally concluded that it is the principal in its revenue arrangements

(iii) Dividends

Dividend income is recognized in the statement of profit and loss only when the right to receive payment is established, provided it is probable that the economic benefits associated with the dividend will flow to the Company, and the amount of the dividend can be measured reliably.

(iv) Interest income

Interest income from a financial asset is recognized when it is probable that the economic benefits will flow to the Company and the amount of income can be measured reliably. Interest income is accrued on a time basis, with reference to the principal



Notes forming part of the Standalone financial statements as at and for the year ended March 31, 2026

outstanding and at the effective interest rate applicable, which is the rate that exactly discounts estimated future cash receipts through the expected life of the financial asset to that asset's net carrying amount on initial recognition.

(v) Others

Revenue relating to insurance claims and interest on delayed or overdue payments from trade receivable is recognized when no significant uncertainty as to measurability or collection exists.

e) Property, plant and equipment

(i) Property, plant and equipment other than mining properties

The initial cost of property, plant and equipment comprises its purchase price, including import duties and non-refundable purchase taxes, and any directly attributable costs of bringing an asset to working condition and location for its intended use. Plant and equipment is stated at cost, net of accumulated depreciation and accumulated impairment losses, if any. Such cost includes the cost of replacing part of the plant and equipment and borrowing costs for qualifying assets if the recognition criteria are met. The present value of the expected cost for the decommissioning of an asset and mine restoration after its use is included in the cost of the respective asset if the recognition criteria for a provision are met. Major machinery spares and parts are capitalized when they meet the definition and recognition criteria of Property, Plant and Equipment. Expenditure incurred after the property, plant and equipment have been put into operation, such as repairs and maintenance, are normally charged to the Statement of Profit and Loss in the period in which the costs are incurred. Major inspection and overhaul expenditure is capitalized if the recognition criteria is met.

If significant parts of an item of property, plant and equipment have different useful lives, then they are accounted for as separate items (major components) of property, plant and equipment.

An item of property, plant and equipment is derecognised upon disposal or when no future economic benefits are expected to arise from the continued use of the asset. Gains and losses on disposal of an item of property, plant and equipment are determined by comparing the proceeds from disposal with the carrying amount of property, plant and equipment, and are recognized net within other income/other expenses in the Statement of Profit and Loss.

Government grant related to property, plant and equipment is capitalized along with the asset that it relates to and depreciated over the life of the primary asset.

(ii) Mining properties

The costs of mining properties, which include the costs of developing mining properties are capitalized as Property, Plant and Equipment under the heading "Mining properties" in the year, when a decision is taken that a Mining property is viable for commercial production (i.e. when the Company determines that the Mining Property will provide sufficient and sustainable return relative to the risks and the Company decided to proceed with the mine development), All further pre-production primary development expenditure other than land, buildings, plant and equipment is capitalized as developing asset until the mining property are capable of commercial production. Revenue derived during the project phase is adjusted from the cost incurred on the project from which such revenue is generated.

(iii) Capital work in progress (CWIP)

Assets in the course of construction are capitalized in capital work in progress account. At the point when an asset is capable of operating in the manner intended by management, the cost of construction is transferred to the appropriate category of property, plant and equipment. Costs associated with the commissioning of an asset are capitalized in CWIP until the period of commissioning has been completed and the asset is ready for its intended use.

Capital work in progress is carried at cost less accumulated impairment losses, if any.

(iv) Depreciation

Depreciable amount for assets is the cost of an asset, or other amount substituted for cost, less its estimated residual value. Depreciation on property, plant and equipment other than mining properties has been provided on the straight-line method over the estimated useful life.

- Depreciation has been provided over remaining useful life or life of replaced part whichever is shorter of the respective property, plant and equipment in respect of additions arising on account of insurance spares, on additions or extension forming an integral part of existing plants and on the revised carrying amount of assets identified as impaired.
- Mining properties are amortized, from the date on which they are first available for use, in proportion to the annual ore raised to the remaining commercial ore reserves (on a unit-of-production basis) over the total estimated remaining commercial reserves of each property or group of properties and are subject to impairment review. Commercial reserves are proved and probable reserves and any changes affecting unit of production calculations are dealt with prospectively over the revised



Notes forming part of the Standalone financial statements as at and for the year ended March 31, 2026

remaining reserves. In the year of abandonment of mine, the residual balance in mining properties are written off. Costs used in the computation of unit of production comprises the net book value of the capitalised costs plus the future estimated costs required to be incurred to access the commercial reserves.

- Based on technical evaluation, the management believes that the useful lives as given below best represent the period over which the management expects to use the asset. Management's assessment takes into account, inter alia, the nature of the assets, the estimated usage of the assets, the operating conditions of the assets, past history of replacement and maintenance support.

Assets	Useful life in years (as per Sch II)
Buildings	
-Factory buildings	30 years
-Residential buildings	60 years
-Roads	5-10 years
Computers and data processing equipment (included in office equipment's)	3-6 years
Plant and Equipment (Including captive power plant)	8-40 years
Railway sidings	15 years
Office equipment	5 years
Furniture and fixtures	10 years
Vehicles	8-10 years

The residual values, useful lives and methods of depreciation of property, plant and equipment are reviewed at each financial year end and adjusted prospectively, if appropriate.

Furthermore, the Company considers climate-related matters, including physical and transition risks. Specifically, the company determines whether climate-related legislation and regulations might impact either the useful life or residual values, e.g., by banning or restricting the use of the company's fossil fuel-driven machinery and equipment or imposing additional energy efficiency requirements on the company's buildings and office properties.

(v) Exploration & evaluation assets

Exploration and evaluation expenditure incurred prior to obtaining the mining right or the legal right to explore are expensed as incurred.

Exploration and evaluation expenditure incurred after obtaining the mining right or the legal right to explore, are capitalised as exploration and evaluation assets (intangible assets) and stated at cost less impairment, if any. Exploration and evaluation assets are transferred to the appropriate category of property, plant and equipment when the technical feasibility and commercial viability has been determined. Exploration and evaluation assets are assessed for impairment and impairment loss, if any, is recognised prior to reclassification.

Exploration expenditure includes all direct and allocated indirect expenditure associated with finding specific mineral resources.

(vi) Borrowing costs

Borrowing costs directly attributable to the acquisition, construction or production of an asset that necessarily takes a substantial period of time to get ready for its intended use or sale are capitalised as part of the cost of the asset. All other borrowing costs are expensed in the period in which they occur. Borrowing costs consist of interest and other costs that an entity incurs in connection with the borrowings of the funds.

f) Intangible assets

Intangible assets acquired separately are measured on initial recognition at cost. Following initial recognition, intangible assets are carried at cost less any accumulated amortization and accumulated impairment losses, if any.

Intangible assets are amortized over their estimated useful life. Amounts paid for securing mining rights are amortized over the period of mining lease of 20 years. The estimated useful life of the intangible assets and the amortization period are reviewed at the end of each financial year and the amortization period is revised to reflect the changed pattern, if any.

An intangible asset is derecognised upon disposal (i.e., at the date the recipient obtains control) or when no future economic benefits are expected from its use or disposal. Any gain or loss arising upon derecognition of the intangible asset (calculated as the difference between the net disposal proceeds and the carrying amount of the asset) is included in the Statement of profit and loss when the asset is derecognised.



Notes forming part of the Standalone financial statements as at and for the year ended March 31, 2026

g) Impairment of non-financial assets

Impairment charges and reversals are assessed at the level of cash-generating units (CGU).

Impairment tests are carried out annually for all assets when there is an indication of impairment. The company assesses at each reporting date, whether there is an indication that an asset may be impaired. The Company conducts an internal review of asset values annually, which is used as a source of information to assess for any indications of impairment or reversal of previously recognized impairment losses. External factors, such as changes in expected future prices, costs and other market factors are also monitored to assess for indications of impairment or reversal of previously recognized impairment losses.

If any such indication exists then an impairment review is undertaken, the recoverable amount is calculated as the higher of fair value less costs of disposal and the asset's value in use.

Fair value less costs of disposal is the price that would be received to sell the asset in an orderly transaction between market participants and does not reflect the effects of factors that may be specific to the entity and not applicable to entities in general.

Value in use is determined as the present value of the estimated future cash flows expected to arise from the continued use of the asset in its present form and its eventual disposal. The cash flows are discounted using a pre-tax discount rate that reflects current market assessments of the time value of money and the risks specific to the asset for which estimates of future cash flows have not been adjusted. Value in use is determined by applying assumptions specific to the company's continued use and cannot take into account future development.

The carrying amount of the CGU is determined on a basis consistent with the way the recoverable amount of the CGU is determined.

If the recoverable amount of an asset or CGU is estimated to be less than its carrying amount, the carrying amount of the asset or CGU is reduced to its recoverable amount. An impairment loss is recognized in the Statement of Profit and Loss.

h) Financial instruments

A financial instrument is any contract that gives rise to a financial asset of one entity and a financial liability or equity instrument of another entity.

Financial assets – recognition and subsequent measurement

The classification of financial assets at initial recognition depends on the financial asset's contractual cash flow characteristics and the Company's business model for managing them. With the exception of trade receivables that do not contain a significant financing component or for which the Company has applied the practical expedient, financial assets are recognized initially at fair value plus, in the case of financial assets not recorded at fair value through profit and loss, transaction costs that are attributable to the acquisition of the financial asset. Purchases or sales of financial assets except treasury investment that require delivery of assets within a time frame established by regulation or convention in the market place (regular way trades) are recognized on the trade date, i.e., the date that the Company commits to purchase or sell the asset. Treasury investments are accounted for when the amount is settled in Bank account. Trade receivables that do not contain a significant financing component are measured at transaction price as per Ind AS 115.

For purposes of subsequent measurement, financial assets are classified in three categories:

- Financial assets at amortized cost

A 'financial asset' is measured at the amortized cost if both the following conditions are met:

- a) The asset is held within a business model whose objective is to hold assets for collecting contractual cash flows, and
- b) Contractual terms of the asset give rise on specified dates to cash flows that are solely payments of principal and interest (SPPI) on the principal amount outstanding.

After initial measurement, such financial assets are subsequently measured at amortized cost using the effective interest rate (EIR) method. Amortized cost is calculated by taking into account any discount or premium on acquisition and fees or costs that are an integral part of the EIR. The EIR amortization is included in finance income in the Statement of Profit and Loss. The losses arising from impairment are recognized in the Statement of Profit and Loss. This category generally applies to trade and other receivables.

- Financial assets at fair value through other comprehensive income (FVTOCI)

A 'financial asset' is classified as at the FVTOCI if both of the following criteria are met:



Notes forming part of the Standalone financial statements as at and for the year ended March 31, 2026

- a) The objective of the business model is achieved both by collecting contractual cash flows and selling the financial assets, and
- b) The asset's contractual cash flows represent SPPI.

Debt instruments included within the FVTOCI category are measured initially as well as at each reporting date at fair value. Fair value movements are recognized in the other comprehensive income (OCI). However, the Company recognizes interest income, impairment losses and reversals and foreign exchange gain or loss in the profit and loss. On derecognition of the asset, cumulative gain or loss previously recognized in OCI is reclassified from the equity to profit and loss. Interest earned whilst holding FVTOCI debt instrument is reported as interest income using the EIR method.

For equity instruments, the Company may make an irrevocable election to present subsequent changes in the fair value in OCI. The Company makes such election on an instrument-by-instrument basis. If the company decides to classify an equity instrument as at FVTOCI, then all fair value changes on the instrument, excluding dividends, are recognized in the OCI. There is no recycling of the amounts from OCI to the statement of profit and loss, even on sale of investment. However, the company may transfer the cumulative gain or loss within equity.

The Company has made an irrevocable election to present subsequent changes in the fair value of equity investments not held for trading in other comprehensive income.

- Financial assets at fair value through Statement of Profit and Loss (FVTPL)

FVTPL is a residual category for debt instruments and default category for equity instruments. Any debt instrument, which does not meet the criteria for categorization as at amortized cost or as at FVTOCI, is classified as at FVTPL.

Debt instrument included within the FVTPL category are measured at fair value with all changes recognized in the Statement of Profit and Loss.

Further, the provisionally priced trade receivables are marked to market using the relevant forward prices for the future period specified in the contract and is adjusted in revenue.

Financial assets - derecognition

When the Company has transferred its rights to receive cash flows from an asset or has entered into a pass-through arrangement, it evaluates if and to what extent it has retained the risks and rewards of ownership. When it has neither transferred nor retained substantially all of the risks and rewards of the asset, nor transferred control of the asset, the Company continues to recognize the transferred asset to the extent of the Company's continuing involvement. In that case, the Company also recognizes an associated liability. The transferred asset and the associated liability are measured on a basis that reflects the rights and obligations that the Company has retained.

Impairment of financial assets

In accordance with Ind AS 109, the Company applies expected credit loss (ECL) model for measurement and recognition of impairment loss on the following financial assets:

- Financial assets that are debt instruments and are measured at amortized cost e.g., loans, debt securities, deposits and trade receivables
- Financial assets that are debt instruments and are measured as at FVTOCI

The Company follows 'simplified approach' for recognition of impairment loss allowance on trade receivables.

The application of simplified approach does not require the Company to track changes in credit risk. Rather, it recognizes impairment loss allowance based on lifetime ECLs at each reporting date, right from its initial recognition.

For recognition of impairment loss on other financial assets and risk exposure, the Company determines whether there has been a significant increase in the credit risk since initial recognition. If credit risk has not increased significantly, 12-month ECL is used to provide for impairment loss. However, if credit risk has increased significantly, lifetime ECL is used. If, in a subsequent period, credit quality of the instrument improves such that there is no longer a significant increase in credit risk since initial recognition, then the Company reverts to recognizing impairment loss allowance based on 12-month ECL.

Lifetime ECL are the expected credit losses resulting from all possible default events over the expected life of a financial instrument. The 12-month ECL is a portion of the lifetime ECL which results from default events that are possible within 12 months after the reporting date. ECL is the difference between all contractual cash flows that are due to the Company in accordance with the contract and all the cash flows that the entity expects to receive (i.e. all cash shortfalls), discounted at the original EIR.

ECL impairment loss allowance (or reversal) recognized during the period is recognized as expense/income in the Statement of Profit and Loss (P&L). This amount is reflected under the head 'other expenses' in the Statement of Profit and Loss (P&L). The balance sheet presentation for various financial instruments is described below:



Notes forming part of the Standalone financial statements as at and for the year ended March 31, 2026

- Financial assets measured as at amortized cost: ECL is presented as an allowance, i.e., as an integral part of the measurement of those assets in the balance sheet. The allowance reduces the carrying amount. Until the asset meets write-off criteria, the Company does not reduce impairment allowance from the gross carrying amount.
- Debt instruments measured at FVTOCI: Since financial assets are already reflected at fair value, impairment allowance is not further reduced from its value. Rather, ECL amount is presented as accumulated impairment amount' in the OCI.

For assessing increase in credit risk and impairment loss, the Company combines financial instruments on the basis of shared credit risk characteristics with the objective of facilitating an analysis that is designed to enable significant increases in credit risk to be identified on a timely basis.

Financial liabilities – recognition and subsequent measurement

Financial liabilities are classified, at initial recognition, as financial liabilities at fair value through profit or loss, loans and borrowings, payables, or as derivatives designated as hedging instruments in an effective hedge, as appropriate.

All financial liabilities are recognized initially at fair value and, in the case of loans and borrowings and payables, net of directly attributable transaction costs.

The Company's financial liabilities include trade and other payables, loans and borrowings including bank overdrafts and derivative financial instruments.

Subsequent measurement

The measurement of financial liabilities depends on their classification, as described below:

- Financial liabilities at fair value through profit or loss

Financial liabilities at fair value through profit or loss include financial liabilities held for trading and financial liabilities designated upon initial recognition as at fair value through profit or loss. Financial liabilities are classified as held for trading if they are incurred for the purpose of repurchasing in the near term. This category also includes derivative financial instruments entered into by the Company that are not designated as hedging instruments in hedge relationships as defined by Ind AS 109. Separated embedded derivatives are also classified as held for trading unless they are designated as effective hedging instruments.

Gains or losses on liabilities held for trading are recognized in the Statement of Profit and Loss.

- Financial liabilities at amortized cost (Loans, Borrowings and Trade and Other payables)

After initial recognition, interest-bearing loans, borrowings and Trade and Other payables are subsequently measured at amortized cost using the EIR method. Gains and losses are recognized in profit or loss when the liabilities are derecognized as well as through the EIR amortization process.

Amortized cost is calculated by taking into account any discount or premium on acquisition and fees or costs that are an integral part of the EIR. The EIR amortization is included as finance costs in the Statement of Profit and Loss.


Financial liabilities - derecognition

A financial liability is derecognized when the obligation under the liability is discharged or cancelled or expires. When an existing financial liability is replaced by another from the same lender on substantially different terms, or the terms of an existing liability are substantially modified, such an exchange or modification is treated as the derecognition of the original liability and the recognition of a new liability. The difference in the respective carrying amounts is recognized in the Statement of Profit and Loss.

Embedded derivatives

An embedded derivative is a component of a hybrid (combined) instrument that also includes a non-derivative host contract – with the effect that some of the cash flows of the combined instrument vary in a way similar to a stand-alone derivative. An embedded derivative causes some or all of the cash flows that otherwise would be required by the contract to be modified according to a specified interest rate, financial instrument price, commodity price, foreign exchange rate, index of prices or rates, credit rating or credit index, or other variable, provided in the case of a non-financial variable that the variable is not specific to a party to the contract. Reassessment only occurs if there is either a change in the terms of the contract that significantly modifies the cash flows that would otherwise be required or a reclassification of a financial asset out of the fair value through Profit or Loss.

If the hybrid contract contains a host that is a financial asset within the scope of Ind AS 109, the Company does not separate embedded derivatives. Rather, it applies the classification requirements contained in Ind AS 109 to the entire hybrid contract. Derivatives embedded in all other host contracts are accounted for as separate derivatives and recorded at fair value if their economic characteristics and risks are not closely related to those of the host contracts and the host contracts are not held for



Notes forming part of the Standalone financial statements as at and for the year ended March 31, 2026

trading or designated at fair value through Profit or Loss. These embedded derivatives are measured at fair value with changes in fair value recognized in profit or loss, unless designated as effective hedging instruments.

Reclassification of financial assets

The Company determines classification of financial assets and liabilities on initial recognition. After initial recognition, no reclassification is made for financial assets which are equity instruments and financial liabilities.

Offsetting of financial instruments

Financial assets and financial liabilities are offset and the net amount is reported in the balance sheet if there is a currently enforceable legal right to offset the recognized amounts and there is an intention to settle on a net basis, to realize the assets and settle the liabilities simultaneously.

i) Derivative financial instruments and hedge accounting

Initial recognition and subsequent measurement

In order to hedge its exposure to foreign exchange, and commodity price risks, the Company enters into forward currency contracts, commodity contracts and other derivative financial instruments. The Company does not hold derivative financial instruments for speculative purposes.

Such derivative financial instruments are initially recognized at fair value on the date on which a derivative contract is entered into and are subsequently re-measured at fair value. Derivatives are carried as financial assets when the fair value is positive and as financial liabilities when the fair value is negative.

Any gains or losses arising from changes in the fair value of derivatives are taken directly to profit or loss, except for the effective portion of cash flow hedges, which is recognized in OCI and later reclassified to profit or loss when the hedge item affects profit or loss or treated as basis adjustment if a hedged forecast transaction subsequently results in the recognition of a non-financial asset or non-financial liability.

For the purpose of hedge accounting, hedges are classified as:

- Fair value hedges
- Cash flow hedges

At the inception of a hedge relationship, the Company formally designates and documents the hedge relationship to which the Company wishes to apply hedge accounting and the risk management objective and strategy for undertaking the hedge. The documentation includes the Company's risk management objective and strategy for undertaking hedge, the hedging/ economic relationship, the hedged item or transaction, the nature of the risk being hedged, hedge ratio and how the entity will assess the effectiveness of changes in the hedging instrument's fair value in offsetting the exposure to changes in the hedged item's fair value or cash flows attributable to the hedged risk. Such hedges are expected to be highly effective in achieving offsetting changes in fair value or cash flows and are assessed on an on-going basis to determine that they actually have been highly effective throughout the financial reporting periods for which they were designated.

Hedges that meet the strict criteria for hedge accounting are accounted for, as described below:

(i) Fair value hedges

Changes in the fair value of derivatives that are designated and qualify as fair value hedges are recognized in profit or loss immediately, together with any changes in the fair value of the hedged asset or liability that are attributable to the hedged risk.

If the hedged item is derecognized, the unamortized fair value is recognized immediately in profit or loss. When an unrecognized firm commitment is designated as a hedged item, the subsequent cumulative change in the fair value of the firm commitment attributable to the hedged risk is recognized as an asset or liability with a corresponding gain or loss recognized in the Statement of Profit and Loss.

(ii) Cash flow hedges

The effective portion of the gain or loss on the hedging instrument is recognized in OCI in the cash flow hedge reserve, while any ineffective portion is recognized immediately in the Statement of Profit and Loss.

Amounts recognized as OCI are transferred to Statement of Profit and Loss when the hedged transaction affects profit or loss, such as when the hedged financial income or financial expense is recognized or when a forecast sale occurs. When the hedged item is the cost of a non-financial asset or non-financial liability, the amounts recognized as OCI are transferred to the initial carrying amount of the non-financial asset or liability.



Notes forming part of the Standalone financial statements as at and for the year ended March 31, 2026

If the hedging instrument expires or is sold, terminated or exercised without replacement or rollover (as part of the hedging strategy), or if its designation as a hedge is revoked, or when the hedge no longer meets the criteria for hedge accounting, any cumulative gain or loss previously recognized in OCI remains separately in equity until the forecast transaction occurs or the foreign currency firm commitment is met.

j) Government grants, subsidies and export incentives

Grants and subsidies from the government are recognized when there is reasonable assurance that (i) the Company will comply with the conditions attached to them, and (ii) the grant/subsidy will be received.

When the grant or subsidy relates to revenue, it is recognized as income on a systematic basis in the Statement of Profit and Loss over the periods necessary to match them with the related costs, which they are intended to compensate.

Where the grant relates to an asset, it is recognized as deferred income and released to income in equal amounts over the expected useful life of the related asset and presented within other income.

k) Inventories

Inventories are valued at the lower of cost and net realizable value.

Costs comprise direct materials, direct labour costs and those overheads that have been incurred in bringing the inventories to their present location and condition. Cost of different categories of inventories are accounted for as follows:

- (i) Ore, concentrate (mined metal), work-in-progress and finished goods (including significant by-products i.e. silver) are valued at lower of cost and net realizable value on weighted average basis.
- (ii) Stores and spares are valued at lower of cost and net realizable value on weighted average basis.
- (iii) By-products like sulphuric acid, aluminium scrap, chemical lead scrap, anode scrap and coke fines are valued at net realizable value.

Net realizable value is determined based on estimated selling price, less further costs expected to be incurred to completion and disposal.

Inventories of 'Fuel Stock' mainly consist of coal which is used for generating power. On consumption, the cost is charged off to 'Power and Fuel' in the statement of profit and loss.

Provisions are made to cover slow moving and obsolete items based on historical experience of utilization.

l) Taxation

Current tax

Current income tax assets and liabilities are measured at the amount expected to be recovered from or paid to the taxation authorities. The tax rates and tax laws used to compute the amount are those that are enacted or substantively enacted, at the reporting date.

Current income tax relating to items recognized outside profit or loss is recognized outside profit or loss (either in other comprehensive income or in equity). Current tax items are recognized in correlation to the underlying transaction either in OCI or directly in equity. Management periodically evaluates positions taken in the tax returns with respect to situations in which applicable tax regulations are subject to interpretation and establishes provisions where appropriate.

Deferred tax

Deferred tax is provided, using the balance sheet method, on all temporary differences at the reporting date between the tax bases of assets and liabilities and their carrying amounts for financial reporting purposes at the reporting date.

Deferred tax liabilities are recognized for all taxable temporary differences, except:

- In respect of taxable temporary differences associated with investments in subsidiaries, associates and interests in joint ventures, when the timing of the reversal of the temporary differences can be controlled and it is probable that the temporary differences will not reverse in the foreseeable future

Deferred tax assets are recognized for all deductible temporary differences, the carry forward of unused tax credits and any unused tax losses. Deferred tax assets are recognized to the extent that it is probable that taxable profit will be available against which the deductible temporary differences, and the carry forward of unused tax credits and unused tax losses can be utilized, except:

- When the deferred tax asset relating to the deductible temporary difference arises from the initial recognition of an asset or liability in a transaction that is not a business combination and, at the time of the transaction, affects neither the accounting profit nor taxable profit or loss and does not give to equal taxable and deductible taxable differences.



Notes forming part of the Standalone financial statements as at and for the year ended March 31, 2026

- In respect of deductible temporary differences associated with investments in subsidiaries and interests in joint ventures, deferred tax assets are recognized only to the extent that it is probable that the temporary differences will reverse in the foreseeable future and taxable profit will be available against which the temporary differences can be utilized.

The carrying amount of deferred tax assets is reviewed at each reporting date and reduced to the extent that it is no longer probable that sufficient taxable profit will be available to allow all or part of the deferred tax asset to be utilized. Unrecognized deferred tax assets are re-assessed at each reporting date and are recognized to the extent that it has become probable that future taxable profits will allow the deferred tax asset to be recovered.

Deferred tax assets and liabilities are measured at the tax rates that are expected to apply to the year when the asset is realized or the liability is settled, based on tax rates (and tax laws) that have been enacted or substantively enacted at the reporting date.

Deferred tax relating to items recognised outside profit or loss is recognised outside profit or loss (either in other comprehensive income or in equity). Deferred tax items are recognised in correlation to the underlying transaction either in OCI or directly in equity.

Deferred tax assets and deferred tax liabilities are offset if a legally enforceable right exists to set off current tax assets against current tax liabilities and the deferred taxes relate to the same taxable entity and the same taxation authority.

m) Retirement and other Employee benefit schemes

i. Short-term employee benefits

Employee benefits payable wholly within twelve months of receiving employee services are classified as short-term employee benefits. These benefits include salaries and wages, performance incentives and compensated absences which are expected to occur in next twelve months. The undiscounted amount of short-term employee benefits to be paid in exchange for employee services is recognized as an expense as the related service is rendered by employees.

ii. Post-Employment Benefits

Gratuity

In accordance with the Payment of Gratuity Act of 1972, the Company contributes to a defined benefit plan (the "Gratuity Plan"). The Gratuity Plan provides a lump sum payment to employees who have completed at least 5 years of service; at retirement, disability or termination of employment being an amount equal to 15 days' salary (based on the respective employee's last drawn salary) for every completed year of service.

Based on actuarial valuations conducted as at year end, a provision is recognized in full for the benefit obligation over and above the funds held in the Gratuity Plan.

In respect of defined benefit schemes, the assets are held in separately administered funds. In respect of defined benefit schemes, the cost of providing benefits under the plans is determined by actuarial valuation separately each year using the projected unit credit method by independent qualified actuary as at the year end.

Re-measurements, comprising of actuarial gains and losses, the effect of the asset ceiling, excluding amounts included in net interest on the net defined benefit liability and the return on plan assets (excluding amounts included in net interest on the net defined benefit liability), are recognized immediately in the balance sheet with a corresponding debit or credit to retained earnings through OCI in the period in which they occur. Re-measurements are not reclassified to the Statement of Profit and Loss in subsequent periods.

The Company recognizes the following changes in the net defined benefit obligation as an expense in the Statement of Profit and Loss:

- Service costs comprising current service costs, past-service costs, gains and losses on curtailments and non-routine settlements; and
- Net interest expense or income

Provident Fund

The Company offers retirement benefits to its employees, under provident fund scheme which is a defined benefit plan. The Company and employees contribute at predetermined rates to 'Hindustan Zinc Limited Employee's Contributory Provident Fund' ('Trust') accounted on accrual basis and the conditions for grant of exemption stipulate that the employer shall make good the deficiency, if any, between the return guaranteed by the statute and actual earning of the Trust. The contribution towards provident fund is recognized as an expense in the Statement of Profit and Loss.

Family Pension



Notes forming part of the Standalone financial statements as at and for the year ended March 31, 2026

The Company offers its employees benefits under defined contribution plans in the form of family pension scheme. Contributions are paid during the year into the fund under statutory arrangements. The contribution to family pension fund is made at predetermined rates by the Company based on prescribed rules of family pension scheme. The contribution towards family pension is recognized as an expense in the Statement of Profit and Loss. The Company has no further obligation other than the contribution made.

Superannuation

Certain employees of the Company, who have joined post disinvestment are members of the Superannuation plan. The Company has no further obligations to the Plan beyond its monthly contributions which are periodically contributed to a trust fund, the corpus

of which is invested with the Life Insurance Corporation of India. The contribution is recognized as an expense in the Statement of Profit and Loss.

With respect to defined contribution plans if the contribution payable to the scheme for service received before the balance sheet date exceeds the contribution already paid, the deficit payable to the scheme is recognized as a liability after deducting the contribution already paid. If the contribution already paid exceeds the contribution due for services received before the balance sheet date, then excess is recognized as an asset to the extent that the pre-payment will lead to, for example, a reduction in future payment or a cash refund.

iii. Other Long-Term Employee Benefits

Compensated absences

The Company has a policy on compensated absences which are both accumulating and non-accumulating in nature. The expected cost of accumulating compensated absences is determined by actuarial valuation performed by an independent actuary at each balance sheet date using projected unit credit method on the additional amount expected to be paid/availed as a result of the unused entitlement that has accumulated at the balance sheet date. The Company recognizes expected cost of short-term employee benefit as an expense, when an employee renders the related service. Actuarial differences are recognised immediately in the Statement of Profit and Loss. Expense on non-accumulating compensated absences is recognized in the period in which the absences occur.

n) Provision

Provisions are recognized when the Company has a present obligation (legal or constructive), as a result of past events, and it is probable that an outflow of resources, that can be reliably estimated, will be required to settle such an obligation. If the effect of the time value of money is material, provisions are discounted using a current pre-tax rate that reflects, when appropriate, the risks specific to the liability. When discounting is used, the increase in the provision due to the passage of time is recognised as a finance cost. Provisions are reviewed at each reporting date and are adjusted to reflect the current best estimate.

(i) Provision for Decommissioning

The Company recognizes a provision for decommissioning costs of smelting and refining facilities. Decommissioning costs are provided at the present value of expected costs to settle the obligation using estimated cash flows and are recognized as part of the cost of the particular asset. The cash flows are discounted at pre-tax rate that reflects the risks specific to the liability. The unwinding of the discount is expensed as incurred and recognized in the Statement of Profit and Loss as a finance cost. Changes in the estimated future costs or in the discount rate applied are added to or deducted from the cost of the asset.



(ii) Provision for Restoration, rehabilitation and environmental costs

An obligation to incur restoration, rehabilitation and environmental costs arises when environmental disturbance is caused by the development or on-going production of a mine. Such costs, discounted to net present value, are provided for and a corresponding amount is capitalized at the start of each project as mining properties, as soon as the obligation to incur such costs arises. These costs are charged to the Statement of Profit and Loss over the life of the operation through the depreciation of the asset and the unwinding of the discount on the provision (considered as finance cost). The cost of the related asset is adjusted for changes in the provision due to factors such as updated cost estimates, changes to lives of operations, new disturbance and revisions to discount rates. The adjusted cost of the asset is depreciated prospectively over the lives of the assets to which they relate as per the depreciation policy. Costs for the restoration of subsequent site damage, which is caused on an on-going basis during production, are charged to the Statement of Profit and Loss as extraction progresses. Where the costs of site restoration are not anticipated to be material, they are expensed as incurred.

o) Foreign currency translation

The company's financial statements are prepared in INR which is its functional currency.

In the financial statements of the Company, transactions in currencies other than the functional currency are translated into the functional currency at the exchange rates ruling at the date of the transaction. Monetary assets and liabilities denominated in other currencies are translated into the functional currency at exchange rates prevailing on the reporting date. Non-monetary assets and



Notes forming part of the Standalone financial statements as at and for the year ended March 31, 2026

liabilities denominated in other currencies and measured at historical cost or fair value are translated at the exchange rates prevailing on the dates on which such values were determined.

p) Earnings per share

The Company presents basic and diluted earnings per share ("EPS") data for its equity shares. Basic EPS is calculated by dividing the profit or loss attributable to equity shareholders of the Company by the weighted average number of equity shares outstanding during the year. Diluted EPS is determined by adjusting the profit or loss attributable to equity shareholders and the weighted average number of equity shares outstanding for the effects of all dilutive potential equity shares.

q) Segment reporting

Operating segments are reported in a manner consistent with the internal reporting provided to the Chief Operating Decision-Maker i.e. CEO. Revenue and expenses are identified to segments on the basis of their relationship to the operating activities of the segment. Revenue, expenses, assets and liabilities which are not allocable to segments on a reasonable basis, are included under "Unallocated revenue/ expenses/ assets/ liabilities".

r) Leases

The Company assesses at contract inception whether a contract is, or contains, a lease. That is, if the contract conveys the right to control the use of an identified asset for a period of time in exchange for consideration.

Company as a lessee

The Company applies a single recognition and measurement approach for all leases, except for short-term leases and leases of low-value assets. The Company recognises lease liabilities to make lease payments and right-of-use assets representing the right to use the underlying assets.

(i) Right-of-use assets

The Company recognises right-of-use assets at the commencement date of the lease (i.e., the date when the underlying asset is available for use). Right-of-use assets are measured at cost, less any accumulated depreciation and impairment losses, and adjusted for any remeasurement of lease liabilities. The cost of right-of-use assets includes the amount of lease liabilities recognised, initial direct costs incurred, and lease payments made at or before the commencement date less any lease incentives received. The right-of-use assets are also subject to impairment. Refer to the accounting policies in section (g) Impairment of non-financial assets.

Right-of-use assets are depreciated on a straight-line basis over lease term (ranging upto 20 years for underlying assets other than land) or the estimated useful lives of the assets in case the company has option and is reasonable to acquire the asset after the completion of lease term.

(ii) Lease liabilities

At the commencement date of the lease, the Company recognises lease liabilities measured at the present value of lease payments to be made over the lease term. In calculating the present value of lease payments, the Company uses its incremental borrowing rate at the lease commencement date because the interest rate implicit in the lease is generally not readily determinable. After the commencement date, the amount of lease liabilities is increased to reflect the accretion of interest and reduced for the lease payments made. In addition, the carrying amount of lease liabilities is remeasured if there is a modification, a change in the lease term, a change in the lease payments (e.g., changes to future payments resulting from a change in an index or rate used to determine such lease payments) or a change in the assessment of an option to purchase the underlying asset.

(iii) Short-term leases and leases of low-value assets

The Company applies the short-term lease recognition exemption to its short-term leases of equipment (i.e., those leases that have a lease term of 12 months or less from the commencement date and do not contain a purchase option). It also applies the lease of low-value assets recognition exemption to leases of office equipment that are considered to be low value. Lease payments on short-term leases and leases of low-value assets are recognised as expense on a straight-line basis over the lease term.

s) Cash and cash equivalents

Cash and cash equivalents comprise cash at bank and on hand and short-term money market deposits with original maturities of three months or less that are readily convertible to known amounts of cash and which are subject to an insignificant risk of change in value.

For the purpose of the statement of cash flows, cash and cash equivalents consist of cash and short-term deposits, as defined above.



Notes forming part of the Standalone financial statements as at and for the year ended March 31, 2026

t) Operational buyers' credit/suppliers' credit

The Company enters into arrangements whereby banks and financial institutions make direct payments to suppliers for goods and services. The banks and financial institutions are subsequently repaid by the Company at a later date providing working capital timing benefits. These are normally settled up to twelve months from the date of agreement. Where these arrangements are for goods used in the normal operations of the company with a maturity of up to twelve months, the economic substance of the transaction is determined to be operating in nature, and these are recognised as operational buyers' credit/suppliers' credit and disclosed on the face of the balance sheet. Interest expense on these is recognised in the finance cost. Payments made by banks and financial institutions to the operating vendors are treated as a non-cash item and settlement of due to operational buyer's credit/ suppliers' credit by the Company is treated as a cash outflow from operating activity reflecting the substance of the payment.

u) Provisions, contingent liabilities and contingent assets

The assessments undertaken in recognising provisions and contingencies have been made in accordance with the applicable Ind AS.

Provisions represent liabilities for which the amount or timing is uncertain. Provisions are recognized when the Company has a present obligation (legal or constructive), as a result of past events, and it is probable that an outflow of resources, that can be reliably estimated, will be required to settle such an obligation.

If the effect of the time value of money is material, provisions are determined by discounting the expected future cash flows to net present value using an appropriate pre-tax discount rate that reflects current market assessments of the time value of money and, where appropriate, the risks specific to the liability. Unwinding of the discount is recognized in Statement of profit and loss as a finance cost. Provisions are reviewed at each reporting date and are adjusted to reflect the current best estimate.

A contingent liability is a possible obligation that arises from past events whose existence will be confirmed by the occurrence or non-occurrence of one or more uncertain future events beyond the control of the Company or a present obligation that is not recognised because it is not probable that an outflow of resources will be required to settle the obligation. A contingent liability also arises in extremely rare cases where there is a liability that cannot be recognised because it cannot be measured reliably. The Company does not recognize a contingent liability but discloses its existence in the Balance Sheet.

In the normal course of business, contingent liabilities may arise from litigation and other claims against the Company. There are certain obligations which management has concluded, based on all available facts and circumstances, are not probable of payment or are very difficult to quantify reliably, and such obligations are treated as Contingent liabilities and disclosed in the notes but are not reflected as liabilities in the financial statements. Although there can be no assurance regarding the final outcome of the legal proceedings in which the Company is involved, it is not expected that such contingencies will have a material effect on its financial position or profitability.

Contingent assets are not recognised but disclosed in the financial statements when an inflow of economic benefit is probable.

The Company has significant capital commitments in relation to various capital projects which are not recognized on the balance sheet but disclosed in the financial statement.

v) Exceptional Items

Exceptional items are those items that management considers, by virtue of their size, nature or incidence, should be disclosed separately to ensure that the financial information allows an understanding of the underlying performance of the business in the year, so as to facilitate comparison with prior periods. Such items are material by nature or amount to the year's results and require separate disclosures in accordance with Ind AS. The determination as to which items should be disclosed separately requires a degree of judgement. The details of exceptional items are set out in note 28.

3. (II) CHANGES IN ACCOUNTING POLICIES AND DISCLOSURES

New and amended standards

The company applied for the first-time certain standards and amendments, which are effective for annual periods beginning on or after April 01, 2025. The company has not early adopted any standard, interpretation or amendment that has been issued but is not yet effective.

(i) Ind AS 21 - Lack of exchangeability

The Ministry of Corporate Affairs (MCA) notified the Companies (Indian Accounting Standards) Amendment Rules, 2025, which amend Ind AS 21, The Effects of Changes in Foreign Exchange Rates to specify how an entity should assess whether a currency is exchangeable and how it should determine a spot exchange rate when exchangeability is lacking. The amendments also require



Notes forming part of the Standalone financial statements as at and for the year ended March 31, 2026

disclosure of information that enables users of its financial statements to understand how the currency not being exchangeable into the other currency affects, or is expected to affect, the entity's financial performance, financial position and cash flows.

The amendments are effective for annual reporting periods beginning on or after April 01, 2025.

The amendments do not have any impact on the Company's financial statements.

(ii) Ind AS 1 - Classification of Liabilities as Current or Non-current and Non-current Liabilities with Covenants

In August 2025, the MCA notified amendments to paragraphs 69 to 76 of Ind AS 1 to specify the requirements for classifying liabilities as current or non-current. The amendments clarify:

- What is meant by a right to defer settlement
- That a right to defer must exist at the end of the reporting period
- That classification is unaffected by the likelihood that an entity will exercise its deferral right
- That only if an embedded derivative in a convertible liability is itself an equity instrument would the terms of a liability not impact its classification

In addition, a requirement has been introduced to require disclosure when a liability arising from a loan agreement is classified as non-current and the entity's right to defer settlement is contingent on compliance with future covenants within twelve months. If there is a breach of a material covenant of a long term loan arrangement on or before the end of the reporting period, resulting in the liability becoming payable on demand as at the reporting date, and the lender agrees—after the reporting period but before the financial statements are approved for issue—not to demand repayment for at least 12 months as a consequence of the breach, this shall be treated as an adjusting event. Accordingly, the entity is not required to classify the liability as current. The amendments are effective for annual reporting periods beginning on or after April 01, 2025.

(iii) Ind AS 7 and Ind AS 107 - Supplier Finance Arrangements

In August 2025, the MCA notified amendments to Ind AS 7 Statement of Cash Flows and Ind AS 107 Financial Instruments: Disclosures to clarify the characteristics of supplier finance arrangements and require additional disclosure of such arrangements. The disclosure requirements in the amendments are intended to assist users of financial statements in understanding the effects of supplier finance arrangements on an entity's liabilities, cash flows and exposure to liquidity risk.

As a result of implementing the amendments, the Company has provided additional disclosures about its supplier finance arrangement.

Please refer to Note 19 and Note 35.

(iv) Ind AS 12 - International Tax Reform—Pillar Two Model Rules

In August 2025, the MCA notified amendments to Ind AS 12 Income Taxes in response to the OECD's BEPS Pillar Two rules and include:

- A mandatory temporary exception to the recognition and disclosure of deferred taxes arising from the jurisdictional implementation of the Pillar Two model rules; and
- Disclosure requirements for affected entities to help users of the financial statements better understand an entity's exposure to Pillar Two income taxes arising from that legislation, particularly before its effective date.

The mandatory temporary exception – the use of which is required to be disclosed – applies immediately. The remaining disclosure requirements apply for annual reporting periods beginning on or after April 01, 2025, but not for any interim periods ending on or before March 31, 2026.

The amendments had no impact on the Company's financial statements as the Company is not in scope of the Pillar Two model rules.

Standards notified but not yet effective

The amendments to the standards that are notified by the Ministry of Corporate Affairs (MCA), but not yet effective, up to the date of issuance of the Company's financial statements are disclosed below. The Company will adopt these amendments to the standards, when they become effective.

(i) Ind AS 1 - Classification of Liabilities as Current or Non-current and Non-current Liabilities with Covenants and Ind AS 10 Events after the Reporting Period

Ind AS 10 has been amended to remove the previous treatment under which a lender's post reporting date waiver-granted before the financial statements were approved for issue-of a breach of a material covenant in a long term loan arrangement that occurred on or before the end of the reporting period, resulting in the liability becoming payable on demand at the reporting date, was regarded as an adjusting event.

For annual reporting periods beginning on or after April 01, 2026, any breach of a covenant whether material or immaterial occurring on or before the reporting date will, in accordance with Ind AS 1, require the related liability to be classified as current, unless the lender has granted a waiver of the breach on or before the reporting date and has agreed not to demand repayment for at least 12 months after the reporting date as a consequence of the breach. Such a waiver shall be treated as an adjusting event.

The amendments are effective for annual reporting periods beginning on or after April 01, 2026 retrospectively in accordance with Ind AS 8.



Notes forming part of the Standalone financial statements as at and for the year ended March 31, 2026

3(III) SIGNIFICANT ACCOUNTING ESTIMATE AND JUDGEMENT

The preparation of the standalone financial statements in conformity with Ind AS requires management to make judgements, estimates and assumptions that affect the application of accounting policies and the reported amount of assets, liabilities, income, expenses and disclosures of contingent liabilities at the date of these financial statements. Actual results may differ from these estimates under different assumptions and conditions.

The management believes that the estimates used in preparation of the standalone financial statements are prudent and reasonable. Information about estimates and judgments made in applying accounting policies that have the most significant effect on the amounts recognized in the standalone financial statements are as follows:

(A) Significant Estimates

(i) Mining property and Ore reserve

Ore reserves and mineral resource estimates are estimates of the amount of ore that can be economically and legally extracted from the Company's mining properties. The Company estimates its ore reserves and mineral resources based on information compiled by appropriately qualified persons relating to the geological and technical data on the size, depth, shape and grade of the ore body and suitable production techniques and recovery rates. Such an analysis requires complex geological judgements to interpret the data. The estimation of recoverable reserves is based upon factors such as estimates of foreign exchange rates, commodity prices, future capital requirements and production costs, along with geological assumptions and judgements made in estimating the size and grade of the ore body. As a consequence of such an assessment made at the end of the current year, the Company has added new reserves and there is no material impact on the depreciation charge for the year due to this change.

(ii) Restoration, rehabilitation and environmental costs

Provision is made for costs associated with restoration and rehabilitation of mining sites as soon as the obligation to incur such costs arises. Such restoration and closure costs are typical of extractive industries, and they are normally incurred at the end of the life of the mine fields. The costs are estimated on bi-annual basis on the basis of mine closure plans with the help of third-party experts and the estimated discounted costs of dismantling and removing these facilities and the costs of restoration are capitalized when incurred reflecting the Company's obligations at that time. The Company has not considered salvage value for the estimates of provision for decommissioning calculated as at March 31, 2026.

The provision for decommissioning liabilities (refer note 17) is based on the current estimate of the costs for removing and decommissioning producing facilities, the forecast timing of settlement of decommissioning liabilities and the appropriate discount rate."

(iii) Assessment of useful lives and consumption pattern of Property, Plant and Equipment


The Company reviews the useful lives and consumption pattern of Property, Plant and Equipment at the end of each reporting period. (please refer note 3(1)(e)(iv).

(iv) Climate Change

The Company aims to achieve net-zero emissions by 2050 or sooner & committed to reduce its GHG emission (Scope-1 & 2) by 50% & Scope 3 by 25% by 2030 from 2020 baseline, reduce freshwater use by 50% from the 2020 baseline and secure 100% treated sewage water for smelting operations to enhance water availability in shared watersheds as part of their climate mitigation and adaptation efforts and sustainability strategy. The Company conducted climate risk assessment and outlined its risks and opportunities in climate report. Climate change may have various impacts on the Company in the medium to long term. These impacts include the risks and opportunities related to the demand of products, impact due to transition to a low-carbon economy, disruption to the supply chain, physical risk to the assets due to extreme weather conditions, regulatory changes etc. The accounting related measurement and disclosure items that are most impacted by our commitments, and climate change risk more generally, relate to those areas of the financial statements that are prepared under the historical cost convention and are subject to estimation uncertainties in the medium to long term.

The potential effects of climate change may be on assets and liabilities that are measured based on an estimate of future cash flows. The main ways in which potential climate change impacts have been considered in the preparation of the financial statements, pertain to (a) inclusion of capex in cash flow projections, (b) recoverable amounts of existing assets, (c) review of estimates of useful lives of property, plant and equipment, (d) assets and liabilities carried at fair value, etc.

The Company's strategy consists of mitigation and adaptation measures and is committed to reduce its carbon footprint by limiting its exposure to coal-based projects and reducing its GHG emissions through high impact initiatives such as investment in Renewable Energy (530 MW power delivery agreement ('PDA')) signed on a group captive basis, fuel switch, electrification of vehicles and mining fleet and energy efficiency opportunities. However, renewable sources have limitations in supplying round the clock power,



Notes forming part of the Standalone financial statements as at and for the year ended March 31, 2026

so existing power plants would support transition and fleet replacement is part of normal lifecycle renewal. The Company have also taken certain measures towards water management such as commissioning of effluent and water treatment plants, sewage treatment plant, filtered tailing plant, rainwater harvesting, thus reducing freshwater consumption. These initiatives are aligned with the Company's ESG strategy, and no material changes were identified to the financial statements as a result.

As the Company's assessment of the potential impacts of climate change and the transition to a low-carbon economy continues to mature, any future changes in the Company's climate change strategy, changes in environmental laws and regulations and global decarbonization measures may impact the Company's significant judgments and key estimates and result in changes to financial statements and carrying values of certain assets and liabilities in future reporting periods. However, as of the balance sheet date, the Company believes that there is no material impact on carrying values of its assets or liabilities.

(B) Significant Judgement

(i) Contingencies

In the normal course of business, contingent liabilities may arise from litigation, taxation and other claims against the Company. A provision is recognised when the Company has a present obligation as a result of past events and it is probable that the Company will be required to settle that obligation.

Where it is management's assessment that the outcome cannot be reliably quantified or is uncertain, the claims are disclosed as contingent liabilities unless the likelihood of an adverse outcome is remote. Such liabilities are disclosed in the notes but are not provided for in the financial statements.

When considering the classification of legal or tax cases as probable, possible or remote, there is judgement involved. This pertains to the application of the legislation, which in certain cases is based upon management's interpretation of country specific applicable law, in particular India, and the likelihood of settlement. Management uses in-house and external legal professionals to make informed decision.

Although there can be no assurance regarding the final outcome of the legal proceedings, the Company does not expect them to have a materially adverse impact on the Company's financial position or profitability. These are set out in Note 30.

For other significant litigations where the possibility of an outflow of resources embodying economic benefits is remote, refer note 30.



Notes forming part of the Standalone financial statements as at and for the year ended March 31, 2026

4. PROPERTY, PLANT AND EQUIPMENT

Particulars	Freehold land	Buildings	Plant and equipment	Furniture and fixtures	Vehicles	Office equipment	Railway siding	Mining properties (refer note(5(2&3)))	Right of use (2)	Total	(₹ in Crore)	
											At Cost	Accumulated depreciation
As at April 1, 2024	300	2,371	23,522	37	54	435	94	14,297	504	41,614		
Additions (1)	12	106	1,872	0	16	7	-	1,827	161	4,001		
Disposals/ adjustments	0	3	250	2	4	35	-	-	28	322		
Transfer/Reclassification (from)/to	-	54	(50)	0	-	(0)	-	157	(4)	157		
As at March 31, 2025	312	2,527	25,094	35	66	407	94	16,281	633	45,450		
Additions (1)	37	264	2,503	1	5	15	10	1,836	328	4,999		
Disposals/ adjustments	-	3	443	0	10	6	2	-	5	469		
Transfer/Reclassification (from)/to	-	-	-	-	-	-	-	155	-	155		
As at March 31, 2026	349	2,788	27,154	36	61	416	102	18,272	956	50,135		
Accumulated depreciation												
As at April 1, 2024	-	809	11,997	29	34	323	53	10,399	95	23,739		
Depreciation charge for the year	-	71	1,340	2	5	35	6	2,034	125	3,619		
Disposals/ adjustments	-	(0)	206	2	2	36	0	-	20	266		
As at March 31, 2025	-	880	13,131	29	37	322	59	12,433	200	27,092		
Depreciation charge for the year	-	77	1,464	1	7	26	5	2,017	177	3,774		
Disposals/ adjustments	-	3	419	1	8	5	2	-	1	439		
As at March 31, 2026	-	954	14,176	29	36	343	62	14,450	376	30,427		
Net Book Value												
As at March 31, 2026	349	1,834	12,978	7	25	73	40	3,822	580	19,708		
As at March 31, 2025	312	1,647	11,963	7	29	85	35	3,848	433	18,358		

(1) Addition to property, plant & equipment includes finance cost capitalised of ₹ 130 Crore. (March 31, 2025: ₹84 Crore)



(₹ in Crore)	
Leasehold Land	Total
214	504
-	161
-	28
(4)	(4)
210	633
2	328
-	5
-	-
212	956
34	95
7	125
1	20
40	200
7	177
-	1
47	376
165	580
170	433

(₹ in Crore)	
As at March 31, 2026	As at March 31, 2025
3,382	2,552

(₹ in Crore)	
As at March 31, 2026	As at March 31, 2025
2,552	1,529
5,401	4,707
(4,571)	(3,684)
3,382	2,552



Notes forming part of the Standalone financial statements as at and for the year ended March 31, 2026


Amount in CWIP for a period of	As at March 31, 2026		As at March 31, 2025		Total
	Projects in progress	Projects temporarily suspended	Projects in progress	Projects temporarily suspended	
Less than 1 year	2,365	-	2,132	-	2,132
1-2 years	806	-	186	-	186
2-3 years	51	-	84	-	84
More than 3 years	160	-	150	-	150
Total	3,382	-	2,552	-	2,552

CWIP completion schedule for projects whose completion is overdue compared to its original plan: (₹ in Crore)

	As at March 31, 2026				As at March 31, 2025			
	To be completed in				To be completed in			
	Less than 1 year	1-2 years	2-3 years	More than 3 years	Less than 1 year	1-2 years	2-3 years	More than 3 years
Project in Progress								
Cell house debottlenecking	37	-	-	-	-	-	-	-
Fertiliser Project	1,452	-	-	-	-	-	-	-
Others	85	-	-	-	61	-	-	-
Total	1,574	-	-	-	61	-	-	-

(1) During the year, the Company has capitalised the following expenses which are attributable to the construction activity and are included in the cost of CWIP. Consequently, expenses disclosed under the respective notes are net of such amounts.

Particulars	(₹ in Crore)	
	As at March 31, 2026	As at March 31, 2025
Power and fuel charges	39	35
Repairs and Others	473	388
Consumption of stores and Spare parts	383	257
Employee Benefit Expenses	133	126
Finance Cost	153	128
Miscellaneous expenses	39	1
Total	1,220	935



Notes forming part of the Standalone financial statements as at and for the year ended March 31, 2026

5. INTANGIBLE ASSETS

Particulars	(₹ in Crore)					
	At Cost	Computer software	Mining rights	Right of use asset ⁽¹⁾	Exploration intangible assets under development ^{(2),(3) & (4)}	Total
As at April 1, 2024		52	67	48	109	276
Additions		1	-	-	121	122
Disposals/ adjustments		-	-	-	-	-
Transfer (from)/to		-	-	-	(157)	(157)
As at March 31, 2025		53	67	48	73	241
Additions		1	-	-	133	134
Disposals/ adjustments		-	-	-	-	-
Transfer from/(to)		-	-	-	(155)	(155)
As at March 31, 2026		54	67	48	51	220
Accumulated depreciation						
As at April 1, 2024		49	41	6	-	96
Charge for the year		1	4	10	-	15
Disposals/ adjustments		0	-	-	-	0
As at March 31, 2025		50	45	16	-	111
Charge for the year		1	4	10	-	15
Disposals/ adjustments		-	-	-	-	-
As at March 31, 2026		51	49	26	-	126
Net Book Value						
As at March 31, 2026		3	18	22	51	94
As at March 31, 2025		3	22	32	73	130

(1) includes cloud server on lease


(2) ₹ 155 Crore (March 31, 2025: ₹ 157 Crore) transferred from Exploration intangible assets under development to Mining properties (refer note 3(D)(e)(v)).

(3) Additions to Exploration intangible assets under development includes finance cost capitalised ₹ 8 Crore (March 31, 2025: ₹ 13 Crore)

(4) There are no overdue balances as at March 31, 2026 (March 31, 2025: Nil).

Intangible assets under development ageing schedule (₹ in Crore)

Amount in Intangible assets under development for a period of	As at March 31, 2026		As at March 31, 2025	
	Projects in progress	Projects temporarily suspended	Projects in progress	Projects temporarily suspended
Less than 1 year	33	-	33	55
1-2 years	-	-	-	1
2-3 years	1	-	1	2
More than 3 years	17	-	17	15
Total	51	-	51	73



Notes forming part of the Standalone financial statements as at and for the year ended March 31, 2026

6. LOANS		(₹ in Crore)	
Particulars	As at March 31, 2026	As at March 31, 2025	
Non-current			
Unsecured, considered good			
Loan to related party (refer note 37 & 39)	0	85	
Loans to employees	1	1	
Total	1	86	
Current			
Unsecured, considered good			
Loan to related party (refer note 37 & 39)	-	35	
Loans to employees	1	1	
Total	1	36	
7. OTHER ASSETS		(₹ in Crore)	
Particulars	As at March 31, 2026	As at March 31, 2025	
Non-current			
Secured, considered good			
Advances for supplies to related party (refer note 37)	59	63	
Unsecured, considered good			
Capital advances	814	306	
Claims and other receivables ⁽¹⁾	179	171	
Advances for supplies to related party (refer note 37)	51	51	
	1,103	591	
Unsecured, credit impaired			
Claims and other receivables	7	7	
Provision on doubtful deposits and claims	(7)	(7)	
	-	-	
Total	1,103	591	
Current			
Secured, considered good			
Advances for supplies to related party (refer note 37)	22	5	
Unsecured, considered good			
Advance given to vendors for supply of goods and services	99	93	
Advances for supplies to related party (refer note 37)	5	7	
Balance with government authorities	196	78	
Claims and other receivables ⁽²⁾	84	64	
Total	406	247	

⁽¹⁾ Includes indirect taxes and royalty deposited under dispute with respect to various matters currently litigated in court of law and at various levels of adjudication.

⁽²⁾ Includes prepaid expenses and export benefit receivable.

8. INVENTORIES ^{*(2)}		(₹ in Crore)	
Particulars	As at March 31, 2026	As at March 31, 2025	
a. Work in progress			
Ore	100	74	
Mined Metal	889	877	
Others [#]	673	516	
b. Finished goods ⁽¹⁾	11	9	
c. Fuel Stock	96	155	
[Including goods in transit ₹ 29 Crore (March 31, 2025: ₹ 64 Crore)]			
d. Stores and spare parts	282	251	
[Including goods in transit ₹ 17 Crore (March 31, 2025: ₹ 21 Crore)]			
Total	2,051	1,882	

* For method of valuation of inventories, refer note 3(I)(k)

Others include semi finished items generated during smelting process.



Notes forming part of the Standalone financial statements as at and for the year ended March 31, 2026


(1) Inventory held at net realizable value amounted to ₹ 6 Crore (March 31, 2025: ₹ 2 Crore). The write down on this inventory of Nil (March 31, 2025: Nil) has been recognized as an expense in Statement of Profit and Loss

(2) The Company follows suitable provisioning norms for writing down the value of inventories towards slow moving, non-moving and surplus inventory. An amount of ₹ 0.4 Crore (March 31, 2025: ₹ 12 Crore has been reversed on account of consumption of slow moving/ non-moving items of inventory) has been recognized in the Statement of Profit and Loss on account of respective slow moving/ non-moving inventories during the year.

9. INVESTMENTS

Non Current

Particulars	(₹ in Crore)	
	As at March 31, 2026	As at March 31, 2025
Measured at cost		
Investment in equity shares (fully paid up unless otherwise stated)		
Subsidiary company - Unquoted		
Hindustan Zinc Alloys Private Limited (1,00,000 equity shares (March 31, 2025 : 1,00,000) of ₹ 10 each)	0	0
Vedanta Zinc Football & Sports Foundation (1,000 equity shares (March 31, 2025 : 1,000) of ₹ 100 each)	0	0
Zinc India Foundation (1,000 equity shares (March 31, 2025 : 1,000) of ₹ 100 each)	0	0
Hindustan Zinc Fertilisers Private Limited (1,00,000 equity shares (March 31, 2025 : 1,00,000) of ₹ 10 each)	0	0
Hindmetal Exploration services Private Limited (1,000 equity shares (March 31, 2025 : Nil) of ₹ 100 each)	0	0
(A)	0	0
Joint Venture - Unquoted		
Madanpur South Coal Company Limited (1,14,391 equity shares (March 31, 2025: 1,14,391) of ₹ 10 each) Less: Aggregate amount of impairment in the value of investment	2 (2)	2 (2)
(B)	-	-
The Company had access of up to 31.5 million MT of coal as a partner in the joint venture 'Madanpur South Coal Company Limited' (Madanpur JV), a Company incorporated in India, where it holds 18.05% (March 31, 2025: 18.05%) of ownership interest. During the year ended March 31, 2014, Honourable Supreme Court had passed the judgment cancelling all the coal blocks including Madanpur JV allocated since 1993 with certain exceptions and consequently the Company does not have any business to pursue. Accordingly, the Company had created 100% provision against its investment in Madanpur JV amounting to ₹ 2 Crore.		
Measured at fair value through profit and loss		
Investment in preference shares - Unquoted		
Serentica Renewables India 4 Private Limited ⁽¹⁾ (22,40,00,000 (March 31, 2025: 22,40,00,000) Optionally Convertible Redeemable Preference Shares of ₹ 10 each)	224	224
Serentica Renewables India 5 Private Limited ⁽²⁾ (32,82,50,000 (March 31, 2025: 32,82,50,000) Optionally Convertible Redeemable Preference Shares of ₹ 10 each)	328	328
Serentica Renewables India 14 Private Limited ⁽³⁾ (27,79,00,000 (March 31, 2025: Nil) Optionally Convertible Redeemable Preference Shares of ₹ 10 each)	278	-
(C)	830	552
Measured at fair value through other comprehensive income		
Investment in zero coupon bonds - quoted	196	182
Investment in Equity shares - unquoted		
Serentica Renewables India 4 Private Limited ⁽¹⁾ (5,60,00,000 (March 31, 2025: 5,60,00,000) Equity shares of class B of Rs. 10 each)	56	56
Serentica Renewables India 5 Private Limited ⁽²⁾ (3,30,00,000 (March 31, 2025: 3,30,00,000) Equity shares of class B of Rs. 10 each)	33	33
(D)	285	271
Total	1,115	823
(A+B+C+D)	1,115	823



Notes forming part of the Standalone financial statements as at and for the year ended March 31, 2026

(1) During the year ended March 31, 2023, the Company had entered into Power delivery agreement ('PDA 1') with Serentica Renewables India 4 Private Limited ('Serentica 4') for sourcing of 200 MW (contracted capacity) renewable power on round the clock ('RTC') basis under group captive arrangement for 25 years. Under the terms of the PDA, the Company is expected to infuse equity of ₹ 350 Crore for a minimum of twenty six percent in Serentica 4. During the current year, the Company has made an investment of Nil (March 31, 2025: Nil) in Optionally Convertible Redeemable Preference Shares ('OCRPS') and pending committed investment of ₹ 70 Crore will be made basis fulfilment of conditions of the PDA 1. Out of the total investment, ₹ 56 Crore worth of OCPRS are converted into equity shares of Serentica 4 as per terms of the PDA 1 in previous year. All of the Company's investments in Serentica 4 have been pledged by Serentica Group for financing the project as per the terms of the PDA 1. As at March 31, 2026, the Company has invested ₹ 280 Crore (March 31, 2025 : ₹ 280 Crore).

(2) During the year ended March 31, 2023, the Company had entered into Power delivery agreement ('PDA 2') with Serentica Renewables India 5 Private Limited ('Serentica 5') for sourcing of 250 MW (contracted capacity) renewable power on round the clock ('RTC') basis under group captive arrangement for 25 years. Under the terms of the PDA 2, the Company is expected to infuse equity of ₹ 438 Crore for a minimum of twenty six percent in Serentica 5. During the current year, the Company has made an investment of Nil (March 31, 2025: ₹ 230 Crore) in Optionally Convertible Redeemable Preference Shares ('OCRPS') and pending committed investment of ₹ 77 Crore will be made basis fulfilment of conditions of the PDA 2. Out of the total investment, ₹ 33 Crore worth of OCPRS are converted into equity shares of Serentica 5 as per terms of the PDA 2 in previous year. As at March 31, 2026, the Company has invested ₹ 361 Crore (March 31, 2025 : ₹ 361 Crore).

(3) During the previous year, the Company has entered into Power delivery agreement ('PDA 3') with Serentica Renewables India 14 Private Limited ('Serentica 14'). With this, the Company will source upto 530 MW (contracted capacity including earlier PDAs and higher guaranteed availability) renewable power on Round The Clock (RTC) basis under group captive arrangement for 25 years. Under the terms of the PDA 3, the Company is expected to infuse equity of ₹ 327 Crore for a minimum of twenty six percent in Serentica 14. During the current year, the Company has made an investment of ₹ 278 Crore (March 31, 2025: Nil) in Optionally Convertible Redeemable Preference Shares ('OCRPS') and pending committed investment of ₹ 49 Crore will be made basis fulfilment of conditions of the PDA 3. As at March 31, 2026, the Company has invested ₹ 278 Crore (March 31, 2025 : Nil).

Current

Particulars	(₹ in Crore)	
	As at March 31, 2026	As at March 31, 2025
Measured at fair value through profit and loss		
Investment in bonds-quoted*	1,468	1,499
Investment in perpetual bonds- quoted	2,177	2,265
Investments in Commercial paper- quoted	2,605	-
Investment in mutual funds-unquoted	3,550	1,590
(A)	9,800	5,354
Measured at fair value through other comprehensive income		
Investment in zero coupon bonds- quoted	1,427	1,692
Investment in perpetual bonds- quoted	2,098	2,102
(B)	3,525	3,794
Total	(A+B) 13,325	9,148
Aggregate amount of quoted investment at market value thereof	9,775	7,558
Aggregate amount of unquoted investment	3,550	1,590

*Investments amounting to Nil (March 31, 2025: ₹ 949 Crore) are pledged as security for repurchase liability (refer note 15(5)). The Company continues to record these investments as it retains rights to contractual cash flows on such investments and thus do not meet the criteria for derecognition or transfer of financial asset as per Ind AS 107.



Notes forming part of the Standalone financial statements as at and for the year ended March 31, 2026

10. TRADE RECEIVABLES ⁽¹⁾⁽²⁾⁽³⁾⁽⁴⁾

Particulars	(₹ in Crore)	
	As at March 31, 2026	As at March 31, 2025
Unsecured		
Considered good	399	112
Trade receivables- credit impaired	-	2
	399	114
Provision for doubtful trade receivables	-	(2)
Total	399	112
Trade receivables Ageing Schedule*		
	As at March 31, 2026	As at March 31, 2025
Undisputed - considered good		
Not Due	17	23
Less than 6 months	377	85
6 months – 1 year	5	1
1-2 years	0	-
2-3 years	0	3
More than 3 years	0	-
Total	399	112
Disputed - considered good		
Not Due	-	-
Less than 6 months	-	-
6 months – 1 year	-	-
1-2 years	-	-
2-3 years	-	-
More than 3 years	-	-
Total	-	-
Undisputed - Credit Impaired		
Not Due	-	-
Less than 6 months	-	-
6 months – 1 year	-	-
1-2 years	-	-
2-3 years	-	-
More than 3 years	-	2
Total	-	2
Less: Provision for doubtful trade receivables	-	(2)
Total Trade receivables	399	112

*Outstanding for above mentioned periods from due date of receipt (except for not due).

(1) The average credit period given to customer ranges from zero to one hundred eighty days (March 31, 2025: zero to one hundred eighty days). Interest is charged on trade receivables for the credit period, from the date of the invoice at 6.7% to 10.55%. (March 31, 2025: 8% to 10.55%) per annum on the outstanding balance

(2) Unsecured considered good includes ₹ 17 Crore (March 31, 2025: ₹ 19 Crore) due from wind energy segment's trade receivables. Unsecured trade receivables of ₹ 1 Crore (March 31, 2025: 8 Crore) are covered against Letter of credit and Bank Guarantees

(3) Out of the total, ₹ 355 Crore (March 31, 2025 : ₹ 25 Crore) pertains to related parties. This includes an amount of ₹ 342 Crore, which should be read together with Note 20 (trade payables), wherein an amount of ₹ 352 Crore pertains to the same related parties with whom the Company has entered into long-term agreements for sale of smelter residue and purchase of process outputs. Refer note 37 for details of related party balances and terms & conditions.

(4) There are no outstanding receivables due from directors or other officers of the Company as at March 31, 2026 (March 31, 2025 : Nil). Refer note 37 for details of related party balances and terms and conditions.



Notes forming part of the Standalone financial statements as at and for the year ended March 31, 2026

11. CASH AND CASH EQUIVALENTS

Particulars	(₹ in Crore)	
	As at March 31, 2026	As at March 31, 2025
Balances with banks		
On current accounts	292	94
Total	292	94

12. OTHER BANK BALANCES

Particulars	(₹ in Crore)	
	As at March 31, 2026	As at March 31, 2025
Bank deposits having original maturity of more than 3 months but not more than 12 months ⁽¹⁾	0	55
Earmarked unpaid dividend accounts	22	26
Total	22	81

⁽¹⁾ Includes margin money amounting to Nil (March 31, 2025 : ₹ 55 Crore).



13. OTHER FINANCIAL ASSETS

Particulars	(₹ in Crore)	
	As at March 31, 2026	As at March 31, 2025
Non-current		
Unsecured, considered good		
Security Deposits	65	89
Receivable from related party (refer note 37)	-	0
Bank Deposits with remaining maturity more than 12 months	6	6
Unsecured, credit impaired		
Security Deposits	27	27
Provision for doubtful deposits	(27)	(27)
Total	71	95
Current		
Unsecured, Considered Good		
Interest accrued on deposits	4	6
Derivative assets (refer note 35)	58	9
Receivable from related party (refer note 37)	6	6
Other receivable*	-	22
Unsecured, credit impaired		
Receivable from related party (refer note 37)	28	28
Provision for doubtful receivable	(28)	(28)
Total	68	43

* includes amount receivable from financial institutions on account of hedging transactions entered into by the company as per policy.

14. EQUITY SHARE CAPITAL

Particulars	(₹ in Crore)	
	As at March 31, 2026	As at March 31, 2025
A. Authorized equity share capital		
Equity shares of ₹ 2 (March 31, 2025: ₹ 2) each.	1,000	1,000
No. of Shares (In Crore)	500	500
B. Issued, subscribed and paid up		
Equity shares of ₹ 2 (March 31, 2025: ₹ 2) each.	845	845
No. of Shares (In Crore)	423	423
C. Equity shares held by Holding Company		
Vedanta Limited		
No. of Shares (In Crore)	257	268
% of Holding	60.71%	63.42%



Notes forming part of the Standalone financial statements as at and for the year ended March 31, 2026

D. No shares issued for consideration other than cash and no shares bought back during the period of five years immediately preceding the reporting date

E. Details of shareholders holding more than 5% shares in the Company

Vedanta Limited		
No. of Shares (In Crore)	257	268
% of Holding	60.71%	63.42%
Government of India - President of India		
No. of Shares (In Crore)	118	118
% of Holding	27.92%	27.92%

F. Details of shares held by promoters

Vedanta Limited		
No. of shares at the beginning of the year (In Crore)	268	274
Change during the year (In Crore)	-11	-6
No. of shares at the end of the year (In Crore)	257	268
% of Total Shares*	60.71%	63.42%
% change during the year	-2.7%	-1.5%

*As at March 31, 2026, 5.73% (March 31, 2025: 9.19%) of total paid up share capital of the Company have been pledged by promoters for securing loan facilities from banks/financial institutions along with a non-disposal undertaking in respect of their holding in the Company to the extent of 50.1% of the paid up share capital of the Company.

G. Terms/Rights attached to equity shares

The Company has one class of equity shares having a par value of ₹ 2 per share. Each equity shareholder is eligible for one vote per share held. Each equity shareholder is entitled to dividend as and when declared by the Company. Interim dividend is paid as and when declared by the Board. Final dividend is paid after obtaining shareholders' approval. Dividends are paid in Indian Rupees. In the event of liquidation, the equity shareholders are eligible to receive the remaining assets of the Company after distribution of all preferential amount in proportion to their shareholding.



Notes forming part of the Standalone financial statements as at and for the year ended March 31, 2026

15. BORROWINGS

Non-current Particulars	(₹ in Crore)	
	As at March 31, 2026	As at March 31, 2025
At amortised cost		
Unsecured		
Non-convertible debentures ⁽¹⁾⁽³⁾	1,796	499
Term-loan from banks ⁽²⁾⁽³⁾	6,456	8,213
Total Non-current borrowings	8,252	8,712
Less: Current maturities of long-term borrowings	(3,638)	(2,722)
Total (Net)	4,614	5,990
Current[#]		
Particulars	As at March 31, 2026	As at March 31, 2025
At amortised cost		
Unsecured		
Commercial Paper ⁽⁴⁾	-	1,036
Current maturities of long-term borrowing	3,638	2,722
	3,638	3,758
Secured		
Repurchase liability ⁽⁵⁾	-	903
	-	903
Total	3,638	4,661

[#]Working Capital Loans from banks carry an interest rate linked with benchmark rates (MCLR / Repo) plus spread. During the year, average effective interest rate was 7.36% p.a. (March 31, 2025: 7.90% p.a). As at March 31, 2026, there is nil outstanding balance of WC DL.

⁽¹⁾ During the year ended March 31, 2025, the Company has issued 50,000 Unsecured, Rated, Non-convertible debentures (NCDs) of face value of ₹ 1,00,000 each at an effective interest rate of 7.75% p.a., aggregating upto ₹ 500 Crore. The NCDs are due for repayment in yearly installments of ₹ 100 Crore in March 2027 and ₹ 300 Crore in March 2028 (₹ 100 Crore repaid in March 2026) .

During the year ended March 31, 2026, the Company has issued 140,000 Unsecured, Rated, Non-convertible debentures (NCDs) of face value of ₹ 1,00,000 each at an interest rate of 7.15% p.a., aggregating upto ₹ 1400 Crore. The NCDs are due for repayment in yearly installments of ₹420 Crore in February 2028 and ₹ 980 Crore in February 2029.

⁽²⁾ Term loans from Banks carry an interest rate linked with benchmark rates (Repo / T- Bill / MCLR) plus agreed spread. During the year average effective interest rate for current and non-current loans was 7.24% p.a. (March 31, 2025 : 8.29% p.a). Balance outstanding as at March 31, 2026 carries interest rate of 6.84% p.a. (March 31, 2025: 7.98% p.a).

⁽³⁾ The company has complied with the financial covenants as per the terms of the borrowings and repayment schedule is tabulated below:

As at March 31, 2026			
Particulars*	< 1 year	1-3 years	> 3 years
Non current term loan from banks	3542	2917	-
Non-convertible debentures	100	1700	-
As at March 31, 2025			
Particulars*	< 1 year	1-3 years	> 3 years
Non current term loan from banks*	2625	5592	-
Non-convertible debentures	100	400	-

* the above maturity profile is based on total principal outstanding gross of issue expense

⁽⁴⁾ Commercial paper as on March 31, 2026 is Nil. During the year average effective interest rate was 6.39% p.a. (March 31, 2025: 7.73% p.a).



⁽⁵⁾ Repurchase liability as on March 31, 2026 is Nil (March 31, 2025 : ₹ 949 Crore, were secured by current investments and were repayable in 365 days from the date of borrowings through repurchase obligation). During the year average effective interest rate was 8.01% p.a. (March 31, 2025: 8.45% p.a). Balance outstanding as at March 31, 2025 for repurchase liability carried interest rate of 8.10% p.a.

Movement in borrowings during the year is provided below:

Particulars	(₹ in Crore)		
	Short term borrowings#	Long term borrowings*	Total
As at April 1, 2024	1,512	6,944	8,456
Net Cash inflow/(outflow)	421	1,764	2,185
Other non cash changes	6	4	10
As at March 31, 2025	1,939	8,712	10,651
Net Cash inflow/(outflow)	(1,933)	(460)	(2,393)
Other non cash changes	(6)	-	(6)
As at March 31, 2026	-	8,252	8,252

*Including (but not) maturities of long-term borrowings & unamortized borrowing fees.

#Interest paid during the year of ₹ 6 Crore (March 31, 2025: Nil) on commercial paper outstanding as at the beginning of the year is shown under interest and other finance charges paid in statement of cashflow. Interest accrued on commercial paper of Nil (March 31, 2025: ₹ 6 Crore) is part of short term borrowings



Notes forming part of the Standalone financial statements as at and for the year ended March 31, 2026

16. OTHER FINANCIAL LIABILITIES

Particulars	(₹ in Crore)	
	As at March 31, 2026	As at March 31, 2025
Non-current		
Security deposits and other liabilities	0	0
Capital creditors ⁽²⁾	129	342
Total	129	342
Current		
Derivatives - Liabilities (refer note 35)	343	7
Capital creditors ⁽²⁾	1,618	926
Due to related party (refer note 37)	113	40
Deposits from vendors	292	249
Interest accrued but not due	38	62
Unclaimed dividend ⁽¹⁾	22	26
Other liabilities (Includes employee benefits, royalty etc.)	374	388
Total	2,800	1,698

⁽¹⁾ Represents the unclaimed dividend for a period less than 7 years.

⁽²⁾ Includes acceptances of ₹ 1063 Crore (March 31, 2025 : ₹ 626 Crore) against current and non-current capital creditors. Acceptances are given for invoices payable upto 2 years against Letter of Credit. Amounts have been recorded at present value after accounting for the effect of the credit period

17. PROVISIONS

Particulars	(₹ in Crore)	
	As at March 31, 2026	As at March 31, 2025
Provision for mine restoration & decommissioning ^(a)	200	200
Total	200	200

Particulars	(₹ in Crore)		
	Provision for mine restoration ⁽¹⁾	Provision for decommissioning ⁽²⁾	Total
As at April 1, 2024	210	1	211
Addition during the year/(revision during the year)	(16)	-	(16)
Unwinding of discount	17	-	17
Utilized	-	-	-
As at March 31, 2025	211	1	212
Addition during the year/(revision during the year)	(22)	-	(22)
Unwinding of discount	13	-	13
Utilized	-	-	-
As at March 31, 2026	202	1	203
Classification as at March 31, 2025			
Non-current	200	-	200
Current	11	1	12
Classification as at March 31, 2026			
Non-current	200	-	200
Current	2	1	3

⁽¹⁾ The provision for restoration, rehabilitation and environmental cost represents the Company's best estimate of the costs which will be incurred in the future to meet the obligations under the laws of the land and the terms Referred to in the Company's mining arrangements. The principal restoration, rehabilitation and environmental provisions are the costs, which are expected to be incurred in restoring at the end of life of these mines at Rampura Agucha, Rajpura Dariba, Zawar Mines, Sindesar Khurd and Kayad.

⁽²⁾ Provision for decommissioning is created to meet the obligation at decommissioned smelting facility at Vizag location basis an independent technical evaluation.

Particulars	(₹ in Crore)	
	As at March 31, 2026	As at March 31, 2025
Provision for gratuity (refer note 31)	22	1
Provision for compensated absences	7	6
Provision for mine restoration & decommissioning (refer (a) above)	3	12
Total	32	19



Notes forming part of the Standalone financial statements as at and for the year ended March 31, 2026

18. OTHER LIABILITIES

Particulars	(₹ in Crore)	
	As at March 31, 2026	As at March 31, 2025
Non-Current		
Deferred government grant ⁽²⁾	956	895
Statutory liabilities (refer note 28)	-	56
Total	956	951
Current		
Advance from customers ⁽³⁾	526	1,149
Statutory and other liabilities ⁽¹⁾	327	247
Deferred government grant ⁽²⁾	170	176
Total	1,023	1,572

⁽¹⁾Statutory and other liabilities mainly includes Goods and Service Tax (GST), contribution to Provident Fund (PF), and TDS.

⁽²⁾Represents government assistance in the form of the duty benefit availed under Export Promotion Capital Goods (EPCG) Scheme on purchase of plant and equipments accounted for as government grant and being amortised over the useful life of such assets.

⁽³⁾Advance from customers are contract liabilities and include amounts received under short term supply agreements. The advance payment plus a fixed rate of return/discount will be settled by supplying respective commodity over a period up to twelve months under an agreed delivery schedule as per the terms of the respective agreements. As these are contracts that the Company expects, and has the ability, to fulfil through delivery of a non-financial item, these are recognised as advance from customers and will be released to the income statement as respective commodity is delivered under the agreements. The amount of such balances as of April 01, 2024 was ₹ 1537 Crore. Changes in contract liabilities are either receipt of fresh advances or revenues recognised as detailed in note 21A.

19. OPERATIONAL BUYERS' CREDIT/ SUPPLIERS' CREDIT

The Company enters into supplier finance arrangements that are made available to key suppliers. Trade payables for which payment have been made to suppliers under these arrangements are presented as 'operational buyer's credit/supplier's credit.

Particulars	(₹ in Crore)	
	As at March 31, 2026	As at March 31, 2025
Operational buyers/suppliers credit from banks ⁽¹⁾	105	569
Total	105	569

Movement during the year as follows :

Particulars*	As at March 31, 2026	As at March 31, 2025
Balance at the beginning of the year	569	399
Add : New facility availed during the period	836	782
Less: Repayments to the bank during the period	(1,337)	(625)
Add/(Less): Adjustment due to foreign exchange during the period	37	13
Balance at the end of the year	105	569

* Excluding rollover of facilities availed during the year

⁽¹⁾ Operational Buyers' Credit is availed in foreign currency from offshore branches of Indian banks or branches located in Gift city. During the year, average effective interest rate was 4.57% p.a. (March 31, 2025: 5.41% p.a). Balance outstanding as at March 31, 2026 carries weighted average interest rate of 4.10% p.a.(March 31, 2025: 4.66% p.a.) .The tenure of these trade credits ranges from 90 to 180 days from the date of draw down. This is backed by Standby Letter of Credit issued under unsecured working capital facilities sanctioned by domestic banks.

Operational Supplier's Credit is availed in local currency from Indian banks at an average effective interest rate of 6.55% p.a. during the year (March 31, 2025: 7.42% p.a.). Balance outstanding as at March 31, 2026 is Nil. The tenure of these trade credits ranges upto 180 days from the date of invoice



Notes forming part of the Standalone financial statements as at and for the year ended March 31, 2026

20. TRADE PAYABLES

Particulars	(₹ in Crore)	
	As at March 31, 2026	As at March 31, 2025
Total outstanding dues of Micro Enterprises and Small Enterprises	382	148
Total outstanding dues of creditors other than Micro Enterprises and Small Enterprises ⁽¹⁾⁽²⁾	2,693	2,060
Total	3,075	2,208

⁽¹⁾ Trade payables are majorly non-interest bearing and are normally settled upto 180 days (March 31, 2025: 180 days).

⁽²⁾ Out of the total, ₹ 445 Crore (March 31, 2025 : ₹ 33 Crore) pertains to related parties. This includes an amount of ₹ 352 Crore, which should be read together with Note 10 (trade receivables), wherein an amount of ₹ 342 Crore pertains to the same related parties with whom the Company has entered into long-term agreements for sale of smelter residue and purchase of process outputs. Refer note 37 for details of related party balances and terms & conditions.

Trade payables Ageing Schedule

Particulars	(₹ in Crore)	
	As at March 31, 2026	As at March 31, 2025
Undisputed dues- Micro Enterprises and Small Enterprises		
Unbilled dues	270	126
Less than 1 year	112	22
1-2 years	-	-
2-3 years	-	-
More than 3 years	-	-
Total⁽¹⁾	382	148
Undisputed dues- Other than Micro Enterprises and Small Enterprises		
Unbilled dues	1,544	1,622
Less than 1 year	1,147	365
1-2 years	-	68
2-3 years	-	4
More than 3 years	2	1
Total⁽¹⁾	2,693	2,060

⁽¹⁾ Outstanding for above mentioned periods from date of transaction (except for unbilled dues).

The disclosures relating to Micro Enterprises and Small Enterprises have been furnished to the extent such parties have been identified on the basis of the intimation received from the suppliers regarding their status under the Micro, Small and Medium Enterprises Development Act, 2006. There is no interest paid/payable as at March 31, 2026 (March 31, 2025: Nil).

Particulars	(₹ in Crore)	
	As at March 31, 2026	As at March 31, 2025
The principal amount and the interest due thereon remaining unpaid to any supplier as at the end of each accounting year.		
i) Principal amount due to micro and small enterprises	382	148
ii) Interest due on above	-	-
iii) The amount of interest paid by the buyer in terms of section 16 of the MSMED Act, 2006 along with the amounts of the payment made to the supplier beyond the appointed day during each accounting year.	-	-
iv) The amount of interest due and payable for the period of delay in making payment (which have been paid but beyond the appointed day during the year) but without adding the interest specified under the MSMED Act, 2006.	-	-
v) The amount of interest accrued and remaining unpaid at the end of each accounting year.	-	-
vi) The amount of further interest remaining due and payable even in the succeeding years, until such date when the interest dues as above are actually paid to the small enterprise for the purpose of disallowance as a deductible expenditure under section 23 of the MSMED Act, 2006.	-	-



Notes forming part of the Standalone financial statements as at and for the year ended March 31, 2026

21. (A) REVENUE FROM OPERATIONS

Particulars	(₹ in Crore)	
	For the year ended March 31, 2026	For the year ended March 31, 2025
Sale of products	38,874	32,789
Income from wind energy	135	138
Total ⁽¹⁾	39,009	32,927

⁽¹⁾ Revenue is shown exclusive of GST and other indirect taxes, as these collections are not an inflow on entity's own account, rather it is collected on behalf of government authorities.

The above revenue from operations for the year ended March 31, 2026 comprises of revenue from contracts with customers of ₹ 41,889 Crore (March 31, 2025: ₹ 34,028 Crore), discount/rebate and a net loss on mark to market of ₹ 2,880 Crore (March 31, 2025: ₹ 1,101 Crore) on account of gains/losses relating to sales that were provisionally priced as at the beginning of the year with the final price settled in the current year, gains/losses relating to sales fully priced during the year, and marked to market gains/losses relating to sales that were provisionally priced as at the end of the year. Entire revenue from contract with customers is recorded at a point in time and includes ₹ 1,149 Crore (March 31, 2025 : ₹ 1537 Crore) for which contract liabilities existed at the beginning of the year. Contract liabilities as at March 31, 2026 are ₹ 526 Crore. Majority of the Company's sales are against advance or are against letters of credit/ cash against documents/ guarantees of banks of national standing. Where sales are made on credit, the amount of consideration does not contain any significant financing component as payment terms are within six months.

Below table summarises the disaggregated revenue from contracts with customers:

Particulars	(₹ in Crore)	
	For the year ended March 31, 2026	For the year ended March 31, 2025
Zinc	25,058	22,709
Lead [#]	4,009	4,359
Silver [#]	11,055	6,094
Wind Energy	136	138
Others [*]	1,632	728
Revenue from contracts with customers	41,889	34,028
(Loss)/gain on provisionally priced contracts & hedging (net)	(2,880)	(1,101)
Total Revenue	39,009	32,927

^{*}others majorly include revenue from sale of sulphuric acid

[#]includes revenue from sale of concentrate amounting to ₹ 990 Crore (March 31, 2025: Nil). Revenue from sale of concentrate is included in respective product based on metal content.

(B) OTHER OPERATING INCOME

Particulars	(₹ in Crore)	
	For the year ended March 31, 2026	For the year ended March 31, 2025
Sale of scrap and residuals	1,286	662
Export incentives	196	183
Others (liquidated damages, fines and penalties, unclaimed amount etc.)	167	197
Total	1,649	1,042

22. OTHER INCOME

Particulars	(₹ in Crore)	
	For the year ended March 31, 2026	For the year ended March 31, 2025
Interest Income on		
Bank deposits measured at amortized cost	20	2
Investments measured at FVTOCI	290	327
Investments measured at FVTPL	341	295
Other financial assets measured at amortised cost	149	95
Other non-operating income		
Net gain on sale of current investments	33	62
Net gain on foreign currency transactions	68	40
Amortization of deferred revenue arising from government grant	192	175
Total	1,093	996



Notes forming part of the Standalone financial statements as at and for the year ended March 31, 2026

23. CHANGES IN INVENTORIES OF FINISHED GOODS AND WORK-IN-PROGRESS

Particulars	(₹ in Crore)	
	For the year ended March 31, 2026	For the year ended March 31, 2025
Opening inventory		
Finished goods	9	18
Work in progress :-		
Ore	74	106
Mined metal	877	744
Others (includes various semi-finished goods having Zinc, Lead & Silver content)	516	546
Total	(A) 1,476	1,414
Closing inventory		
Finished goods	11	9
Work in progress :-		
Ore	100	74
Mined metal	889	877
Others (includes various semi-finished goods having Zinc, Lead & Silver content)	673	516
Total	(B) 1,673	1,476
Changes in Inventory	(A- B) (197)	(62)

24. EMPLOYEE BENEFIT EXPENSE


Particulars	(₹ in Crore)	
	For the year ended March 31, 2026	For the year ended March 31, 2025
Salaries, wages and bonus ⁽¹⁾	514	656
Contribution to provident and other funds (refer note 31)	75	63
Share based compensation ⁽²⁾	18	14
Staff welfare expenses ⁽¹⁾	154	145
Total	761	878

On November 21, 2025, the Government of India notified four new Labour Codes (the Code on Wages, 2019, the Code on Social Security, 2020, the Industrial Relations Code, 2020 and the Occupational Safety, Health and Working Conditions Code, 2020) consolidating 29 existing labour laws. The Ministry of Labour & Employment published draft Central Rules and FAQs to enable assessment of the financial impact due to changes in regulations. The Company has considered restructured compensation of its employees with effect from April 1, 2026, and assessed and accounted for the incremental impact of these changes, with the guidance provided by the Ministry of Labour & Employment and Institute of Chartered Accountants of India (Refer note 28 for impact on account of new labour code).

⁽¹⁾ Includes ₹6 Crore (March 31, 2025: ₹6 Crore) towards salaries and wages of personnel specifically engaged for Company's CSR activities, and ₹29 Crore (March 31, 2025: ₹27 Crore) towards expenses relating to company run schools, hospitals and other related activities, incurred for the purpose of corporate social responsibility expenditure.

⁽²⁾The immediate parent company had introduced an Employee Stock Option Scheme 2016 ("ESOS"), which was approved by the Vedanta Limited shareholders to provide equity settled incentive to all employees of the Company including subsidiary companies. The ESOS scheme includes tenure based, business performance based and market performance based stock options. The maximum value of options that can be awarded to members of the wider management group is calculated by reference to the grade average cost-to-company ("CTC") and individual grade of the employee. The ESOS schemes are administered through VESOS trust and have underlying Vedanta Limited equity shares. Options granted during the year ended March 31, 2026 and year ended March 31, 2025 includes business performance based, sustained individual performance based, management discretion and fatality multiplier based stock options. Business performances will be measured using Volume, Cost, Net Sales Realisation, EBITDA, Free Cash Flows, ESG and Carbon footprint or a combination of these for the respective business/SBU entities. The exercise price of the options is ₹ 1 per share and the performance period is three years, with no re-testing being allowed.

Further, in accordance with the terms of the arrangement between the immediate parent and the company, the cost recognised towards ESOS scheme is recovered by the Parent from the Company.



Notes forming part of the Standalone financial statements as at and for the year ended March 31, 2026

25. FINANCE COSTS

Particulars	(₹ in Crore)	
	For the year ended March 31, 2026	For the year ended March 31, 2025
Interest on financial liabilities at amortised cost ^{(1) (2)}	684	868
Other interest	78	128
Bill discounting charges	81	56
Bank charges	9	16
Other finance costs ⁽³⁾	28	43
Total	880	1,111

⁽¹⁾ Interest expenses on lease liabilities is ₹ 44 Crore (March 31, 2025: ₹ 28 Crore).

⁽²⁾ Interest rate of 7.26% p.a. was used to determine the amount of general borrowing costs eligible for capitalization in respect of qualifying asset for the year ended March 31, 2026 (March 31, 2025: 8.33% p.a.).

⁽³⁾ Includes finance charge on unwinding of provisions and interest on credit instruments.

26. DEPRECIATION AND AMORTIZATION EXPENSES

Particulars	(₹ in Crore)	
	For the year ended March 31, 2026	For the year ended March 31, 2025
Depreciation on Property, Plant and Equipments (refer note 4)	3,597	3,494
Depreciation on Right of Use assets (refer note 4)	177	125
Amortization on intangible assets (refer note 5)	5	5
Amortization on Right of Use assets (refer note 5)	10	10
Total	3,789	3,634


27. OTHER EXPENSES

Particulars	(₹ in Crore)	
	For the year ended March 31, 2026	For the year ended March 31, 2025
Consumption of stores and spare parts	2,762	1,984
Repairs and Maintenance:		
- Plant and equipment ⁽⁴⁾	2,762	2,556
- Building	128	125
- Others	-	0
Carriage inwards	149	143
Mine expenses	2,212	1,997
Other manufacturing and operating expenses	560	546
Strategic service & brand fees ⁽²⁾	1,171	658
Rates and taxes	2	2
Conveyance and travelling expenses	32	28
Directors sitting fees and commission	-	2
Payment to auditors ⁽¹⁾	2	2
Carriage outwards	260	330
Grass root exploration expenses	23	22
Legal and professional expenses	50	40
Impairment allowance (allowance for bad and Doubtful debts)	-	0
Research and development expenditure	23	12
Corporate social responsibility (refer note 34)	226	232
Loss on sale of property, plant and equipment (net)	16	43
Net loss on investments measured at FVTPL	12	28
Miscellaneous expenses ⁽³⁾	290	308
Total	10,680	9,058

Particulars	(₹ in Crore)	
	For the year ended March 31, 2026	For the year ended March 31, 2025

⁽¹⁾ Remuneration to auditors:

- Audit fees	2	2
- Other services	0	0
- Out of pocket exp	0	0
Total	2	2



Notes forming part of the Standalone financial statements as at and for the year ended March 31, 2026

⁽²⁾ During the year ended March 31, 2023, the Audit & Risk Management Committee and Board of Directors of the Company had approved payment towards strategic services and brand fees to Vedanta Limited ("Immediate Holding company") at 2% of the consolidated turnover of the Company effective from October 01, 2022.

In previous year, based on updated benchmarking analysis conducted by independent experts, the brand license and strategic service fee has been re-negotiated at 3% of the consolidated turnover of the Company with effect from April 01, 2025. Basis the approval from Audit & Risk Management Committee and Board of Directors, the Company contractually pays the brand license and strategic service fees at the beginning of the year, based on its estimated consolidated annual turnover for the year as per the approved business plan by Board, which is subsequently adjusted against the audited accounts for the full year for which the payment has been made.

⁽³⁾ Includes Nil (March 31, 2025: ₹ 40 Crore which includes donation of ₹ 30 Crore to Bharatiya Janata Party and ₹ 10 Crore to All India Congress Committee).

⁽⁴⁾ includes operations and maintenance of plant.

28. EXCEPTIONAL ITEMS

Particulars	(₹ in Crore)	
	For the year ended March 31, 2026	For the year ended March 31, 2025
Environment and Health Cess ⁽¹⁾	56	(56)
Land tax ⁽²⁾	-	(27)
Gratuity and Leave Encashment ⁽³⁾	(31)	-
Total	25	(83)

⁽¹⁾ The State of Rajasthan imposed an Environment and Health Cess (EH cess) in 2008 on major minerals which was rescinded in 2017. During the year ended March 31, 2025, the Company had recognised a provision of ₹56 crore and disclosed the same as exceptional item. During the current year, management has reassessed this and based on its reassessment, supported by an independent legal opinion, the provision is not required and accordingly the same has been reversed (Refer note 30).

⁽²⁾ During the year ended March 31, 2025, the company has opted to settle matters pertaining to land tax, for the period till February 2024, by availing the Amnesty Scheme 2024 as launched by State of Rajasthan. Pursuant to which, the company had taken a charge of ₹ 27 Crore. Furthermore, the State of Rajasthan vide the same notification exempted land tax payable on all classes of land with effect from February 8, 2024.

⁽³⁾ On November 21, 2025, the Government of India notified four new Labour Codes (the Code on Wages, 2019, the Code on Social Security, 2020, the Industrial Relations Code, 2020 and the Occupational Safety, Health and Working Conditions Code, 2020) consolidating 29 existing labour laws. The Ministry of Labour & Employment published draft Central Rules and FAQs to enable assessment of the financial impact due to changes in regulations. The Company has considered restructured compensation of its employees with effect from April 1, 2026, and assessed and accounted for the incremental impact of these changes, with the guidance provided by the Ministry of Labour & Employment and Institute of Chartered Accountants of India. Considering that the impact is non-recurring in nature and is driven by regulatory changes, the incremental impact of INR 31 Crore has been disclosed as "Exceptional items" in the statement of profit and loss for the year ended March 31, 2026. The Company continues to monitor the finalization of Central/ State Rules and would provide appropriate accounting effect as and when such clarifications are issued/rules are notified.

29. EARNINGS PER SHARE

Particulars	For the year ended March 31, 2026	For the year ended March 31, 2025
Basic earnings per share (₹)	32.45	24.33
Diluted earnings per share (₹)	32.45	24.33

The earnings and weighted average number of equity shares used in the calculation of basic and diluted earnings per share are as follows:

Profit after tax (in ₹ Crore)	13,712	10,279
Earnings used in the calculation of basic earnings for the year (in ₹ Crore)	13,712	10,279
Weighted average number of equity shares outstanding (Number in Crore)	423	423
Nominal Value per share (in ₹)	2	2



Notes forming part of the Standalone financial statements as at and for the year ended March 31, 2026

30. CONTINGENT LIABILITIES AND COMMITMENTS

Particulars	(₹ in Crore)	
	As at March 31, 2026	As at March 31, 2025
a. Contingent liabilities⁽¹⁾		
Claims against the Company not acknowledged as debts		
- Suppliers and contractors	15	16
- Ex-employees and others	2	3
- Land acquisition	3	3
- Government : Electricity Duty	9	9
: Road Tax	15	15
: Environmental Cess ⁽²⁾	56	-
Guarantees issued by the banks	371	381
Sales tax demands	17	68
Income tax demands ⁽⁴⁾	683	720
Excise Duty, Custom duty, Service tax and GST demand ⁽³⁾	503	582

⁽¹⁾ Future cash out flows in respect of the above matters are determinable only on receipt of judgments or decisions pending at various forums. Accordingly interest and penalty where applicable will be additionally payable.

⁽²⁾ The State of Rajasthan issued a notification in June 2008 notifying the Rajasthan Environment and Health Cess (EHS) Rules, 2008, imposing environment and health cess on major minerals including lead and zinc. HZL and other mine operators resisted this notification and the imposition thereunder before the High Court of Rajasthan on the ground that the imposition of such cess and all matters relating to the environment fall under the jurisdiction of the Central government as opposed to the State government. In October 2011, the High Court of Rajasthan disposed the writ petitions and held the Rajasthan Environment and Cess Rules, 2008 that impose a levy of cess on minerals, as being constitutionally valid. An amount of ₹150 per metric ton of ore produced would be attracted under the Statute if it is held to be valid. HZL challenged this order by a special leave petition in December 2011 before the Supreme Court of India. The Supreme Court of India issued a notice for stay. Further direction was issued by the Supreme Court on March 23, 2012 not to take any coercive action against HZL for recovery of cess. The aforementioned notification was rescinded via notification dated January 6, 2017, and hence no further obligation exists after that date. The matter is pending for final hearing. As a subsequent development, the Hon'ble Supreme Court's judgement in the matter of Mineral Area Development Authority (MADA) vs. Steel Authority of India Ltd, in July 2024, held that royalty is not a tax, and that the state government has the competence to tax mineral rights including mineral bearing land. Accordingly, as per the management assessment, the company had recognized a provision of ₹ 56 Crore relating to liability towards EHS during the year ended March 31, 2025. During the current year, Management has reassessed and based on its reassessment, supported by an independent legal opinion, the provision is not required, accordingly the same has been reversed and the matter has been disclosed as contingent liability (refer note 28).

⁽³⁾ Various demands raised on the Company towards CENVAT, service tax, excise, customs, GST and sales tax for FY 1985-86 to 2024-25. The Company has paid an amount of ₹ 28 Crore (March 31, 2025: ₹ 20 Crore) against these demands under protest and is confident of the liability not devolving on the Company

⁽⁴⁾ Tax demands have been raised mainly on account of depreciation disallowances, withholding taxes and interest thereon. Although, the Company has paid certain amounts in relation to these demands, which are pending at various levels of appeals, management considers these disallowances as not tenable against the Company, and therefore no provision for tax has been created. Also, refer note 32(c)(ii).

b. The Department of Mines and Geology (DMG) of the State of Rajasthan had initiated a royalty assessment process from January 2008 to 2019 and had in this regard, issued a show cause notice vide an office order dated January 31, 2020 amounting to ₹ 1,925 Crore. Further an additional demand was issued vide an office order dated December 14, 2020 for ₹ 311 Crore. The Company has challenged the computation mechanism of royalty on the ground that the state has not complied with the previous orders of Rajasthan High court where a similar computation mechanism was challenged and court had directed DMG to reassess basis the judicial precedents and mining concession rules. Pending compliance of previous orders, the High Court had granted a stay on the notice and directed DMG not to take any coercive action. State Government had also been directed to not take any coercive action in order to recover such miscomputed dues.

Despite of the High court stay order, the State Government raised a demand of ₹ 1,925 Crore vide order dated March 16, 2022 for the same period. The Company challenged this notice before the Revisionary Authority ("RA") and also separately moved an application in RA against the earlier demand raised by DMG for recovery of ₹ 311 Crore. RA had granted a stay on the recovery of ₹ 1,925 Crore vide its order dated June 15, 2022, and on the recovery of ₹ 311 Crore, vide its order dated September 07, 2022 respectively.



Notes forming part of the Standalone financial statements as at and for the year ended March 31, 2026

On July 25, 2024 RA decided the case against the Company for demand raised of ₹ 311 Crore and order was challenged by the Company before the Hon'ble High Court of Rajasthan. The High Court, vide an order dated July 26, 2024, issued a stay on the RA's order and also directed for HZL to deposit ₹ 100 Crore under protest. The Company ensured compliance with the High Court's directions and deposited the directed amount under protest on July 30, 2024. The matter before the High Court is pending for final hearing. Based on the opinion of external counsel, the Company believes that it has strong grounds of a successful appeal against the demand of ₹ 311 Crore. On October 30, 2024 the Company received an order from RA against the demand of ₹ 1925 Crore directing the State Government to await the guidance, clarification or direction from Central Government in this matter of determination of royalties, upon which the State Government, if necessary, may recalculate the fiduciary obligations of the Revisionist towards payment of royalty, DMF, NMET and interests thereon and issue a fresh demand order. The referred revision application was disposed off accordingly. In October 2025, the clarification was received by the State Government. As a proactive measure, HZL has challenged certain aspects of the clarification, before the High Court of Rajasthan. There is no further development in this regard. Therefore, as on date, (i) there is no fresh demand pertaining to ₹ 1925 Crore and (ii) there is a separate litigation before the Hon'ble High Court, in challenge to the adverse order as was received from RA with respect to the demand of ₹ 311 Crore.

During the year ended March 31, 2025, the Company received provisional assessment orders/ show cause notices amounting to ₹ 324 Crore pertaining for the period FY 2013-14 to FY 2024-25 on similar grounds as mentioned above and the Company has challenged the same in High Court.

c. Commitments

Estimated amount of contracts remaining to be executed on capital account and not provided for (net of advances) ₹ 7,692 Crore (March 31, 2025: ₹ 4,011 Crore).

d. Other Commitments

(i) During the year ended March 31, 2023, the Company had entered into Power delivery agreement ('PDA 1') with Serentica Renewables India 4 Private Limited ('Serentica 4') for sourcing of 200 MW (contracted capacity) renewable power on Round the clock ('RTC') basis under group captive arrangement for 25 years. Under the terms of the PDA 1, Company is expected to infuse equity of ₹ 350 Crore for a minimum of twenty six percent in Serentica 4. During the current year, the Company has made an investment of Nil Crore (March 31, 2025: Nil) and pending committed investment of ₹ 70 Crore to be made basis fulfilment of conditions of the PDA 1 (see Note 9). As at March 31, 2026, the Company has invested ₹ 280 Crore (March 31, 2025 : ₹ 280 Crore).

During the year ended March 31, 2023, the Company had entered into Power delivery agreement ('PDA 2') with Serentica Renewables India 5 Private Limited ('Serentica 5') for sourcing of 250 MW (contracted capacity) renewable power on Round the clock ('RTC') basis under group captive arrangement for 25 years. Under the terms of the PDA 2, Company is expected to infuse equity of ₹ 438 Crore for a minimum of twenty six percent in Serentica 5. During the current year, the Company has made an investment of Nil (March 31, 2025: ₹ 230 Crore) and pending committed investment of ₹ 77 Crore is to be made basis fulfilment of conditions of the PDA 2 (see note 9). As at March 31, 2026, the Company has invested ₹ 361 Crore (March 31, 2025 : ₹ 361 Crore).


During the year ended March 31, 2025, the company has entered into Power delivery agreement ('PDA 3') with Serentica Renewables India 14 Private Limited ('Serentica 14'). With this, the company will source upto 530 MW (contracted capacity including earlier PDAs and higher guaranteed availability) renewable power on Round The Clock (RTC) basis under group captive arrangement for 25 years. Under the terms of the PDA 3, the Company is expected to infuse equity of ₹ 327 Crore for a minimum of twenty six percent in Serentica 14. During the current year, the Company has made an investment of ₹ 278 Crore (March 31, 2025: Nil) and pending committed investment of ₹ 49 Crore is to be made basis fulfilment of conditions of the PDA 3 (see note 9). As at March 31, 2026, the Company has invested ₹ 278 Crore (March 31, 2025 : Nil).

(ii) The company has given Letter of Comfort and also assigned its bank limits to its wholly owned subsidiary Hindustan Zinc Alloys Private Limited ("HZAPL") primarily in respect of certain working capital needs and short-term borrowings amounting to ₹ 66 Crore as at end of March, 2026. (March 31, 2025: ₹ 66 Crore)

(iii) During the year ended March 31, 2026, the Company under its Corporate Social Responsibilities ('CSR') initiative had signed a Memorandum of Understanding ('MOU') with Rajasthan Heritage Authority, Jaipur ('RHA') for the development of work at Puchari Ka Lota at Goverdhan Parikrama Marg. As per the terms of MOU, the Company has committed to contribute ₹ 85 Crore as at March 31, 2026.

(iv) Export obligations

The Company has Nil export obligations (March 31, 2025: Nil) on account of concessional rates of import duties paid on capital goods under the Export Promotion Capital Goods Scheme enacted by the Government of India (which is required to be fulfilled over the period of six years from the date of purchase). The Company has given bonds of ₹ 593 Crore (March 31, 2025: ₹ 254 Crore) to custom authorities against export obligations which will be released subject to verification of EODC (Export obligation discharge certificate) by the Customs department.



Notes forming part of the Standalone financial statements as at and for the year ended March 31, 2026

31. RETIREMENT AND OTHER EMPLOYEE BENEFIT SCHEMES

a. Defined contribution schemes

Family Pension Scheme

The contributions are based on a fixed percentage of the employee's salary, subject to a ceiling, as prescribed in the scheme. A sum of ₹ 3 Crore (March 31, 2025: ₹ 4 Crore) has been charged to the Statement of Profit and Loss during the year. There are no further obligations on the Company.

Superannuation fund

A sum of ₹ 2 Crore (March 31, 2025: ₹ 3 Crore) has been charged to the Statement of Profit and Loss in respect to contributions made to the superannuation fund. The Company has no further obligations to the plan beyond the monthly contributions.

b. Defined benefit plans

For defined benefit schemes, the cost of providing benefits under the plans is determined by actuarial valuation each year for the plan using the projected unit credit method by independent qualified actuaries as at the year end. Remeasurements in the year are recognized in full in other comprehensive income for the year.

Provident fund

The Company offers its employees, benefits under defined benefit plans in the form of provident fund scheme which covers all employees. Contributions are paid during the year into 'Hindustan Zinc Limited Employee's Contributory Provident Fund' ('Trust'). Both the employees and the company pay predetermined contributions into the Trust. A sum of ₹ 49 Crore (March 31, 2025: ₹ 44 Crore) has been charged to the Statement of Profit and Loss in this respect during the year.

The Company's Trust is exempted under section 17 of Employees Provident Fund Act, 1952. The conditions for grant of exemption stipulate that the employer shall make good the deficiency, if any, between the return guaranteed by the statute and actual earning of the Trust. The Company has made provision of ₹ 24 Crore in this regard in the current year (forming part of ₹ 49 Crore mentioned above). The Company has made good the deficiency in current year, of ₹ 5 Crore pertaining to year ended March 31, 2025. Having regard to the assets of the Trust and the return on the investments, the Company does not expect any deficiency in the foreseeable future, except for investments in debt securities of IL&FS Limited and IL&FS Financial Services Ltd. for which necessary provisions exists.

The details of fund and plan asset position are given below:

Particulars	(₹ in Crore)	
	As at March 31, 2026	As at March 31, 2025
Plan assets fair valued	1,729	1,686
Present value of benefit obligation at period end	1,753	1,696
Net Plan Assets/(Liability)	(24)	(10)

% allocation of plan assets by category

Central government securities	5%	4%
State government securities(including PSU Bond)	55%	60%
Private Sector Bonds, Mutual funds	40%	36%

Principal actuarial assumptions

Financial Assumptions

Discount rate	7.26%	7.03%
Expected statutory interest rate on the ledger balance	8.25%	8.25%
Expected short fall in interest earnings on the fund	0.05%	0.05%

Demographic Assumptions

i) Retirement Age (Years)	58	58
ii) Mortality rates inclusive of provision for disability	100% of IALM (2012-14)	100% of IALM (2012-14)
iii) Withdrawal rates		
Up to 30 Years	3% - 17%	3% - 18%
From 31 to 44 years	2% - 9%	2% - 11%
Above 44 years	1%-9%	1%-7%

Gratuity plan

The gratuity plan is governed by the Payment of Gratuity Act, 1972 (Code of social security, 2020 (part of new labour code introduced from November 21, 2025). Under the Act, an employee who has completed five years of service is entitled to specific benefit. The level of benefits provided depends on the member's length of service and salary at retirement age. The company's defined benefit plans are funded with Life Insurance Corporation of India (LIC) and HDFC Life Insurance Company Limited (HDFC Life). The Company does not have any liberty to manage the fund provided to LIC and HDFC Life.



Notes forming part of the Standalone financial statements as at and for the year ended March 31, 2026

The following tables set out the details of the gratuity plans and the amounts recognized in the financial statements.

Principal actuarial assumptions	(₹ in Crore)	
	As at March 31, 2026	As at March 31, 2025

Principal actuarial assumptions used to determine the present value of the defined benefit obligation are as follows:

Financial Assumptions

Discount rate	7.26%	7.03%
Expected rate of increase in compensation level of covered employees	6% - 10.5%	6% - 10.5%

Demographic Assumptions

i) Retirement Age (Years)	58	58
ii) Mortality rates inclusive of provision for disability	IALM (2012-14)	IALM (2012-14)
iii) Withdrawal rates		
Up to 30 Years	3% - 17%	3% - 18%
From 31 to 44 years	2% - 9%	2% - 11%
Above 44 years	1%-9%	1%-7%

Amount recognized in the balance sheet consists of:

Fair value of planned assets	208	222
Present value of defined benefit obligations	(230)	(223)
Net assets/(Net unfunded liability)	(22)	(1)

% allocation of plan assets by category

Qualified Policy from Life Insurance Corporation of India (LIC) and HDFC Life	100%	100%
---	------	------

The movement during the year of the present value of the defined benefit obligation was as follows:

Particulars	(₹ in Crore)	
	For the year ended March 31, 2026	For the year ended March 31, 2025
Opening Balance	223	241
Service cost	16	9
Past Service Cost (refer note 28)	22	-
Benefits paid	(36)	(36)
Interest cost	16	17
Actuarial (Gain)/Loss on obligation	(11)	(8)
Closing Balance	230	223

The movement during the year in the fair value of plan assets was as follows:

Particulars	(₹ in Crore)	
	For the year ended March 31, 2026	For the year ended March 31, 2025
Opening Balance	222	241
Employer Contributions	5	0
Benefits paid	(36)	(36)
Interest Income	16	17
Remeasurement gain/(loss) arising from return on plan assets	1	-
Closing Balance	208	222

Amounts recognized in Statement of Profit and loss in respect of defined benefit plan are as follows:

Particulars	(₹ in Crore)	
	For the year ended March 31, 2026	For the year ended March 31, 2025
Current service cost	16	9
Past Service Cost (refer note 28)	22	-
Net Interest cost	0	-
Total charge to Statement of Profit and Loss	38	9



Notes forming part of the Standalone financial statements as at and for the year ended March 31, 2026

Amounts recognized in Other Comprehensive Income in respect of defined benefit plan are as follows:

Particulars	(₹ in Crore)	
	For the year ended March 31, 2026	For the year ended March 31, 2025
Remeasurement (Gain) / Loss arising from Change in Demographic Assumption	0	(4)
Remeasurement (Gain) / Loss arising from Change in Financial Assumption	(3)	1
Remeasurement (Gain) / Loss arising from Experience Adjustment	(7)	(5)
Remeasurement (Gain)/ Loss arising from return on plan assets	(1)	-
Components of defined benefit costs recognised in other comprehensive income	(11)	(8)

Expected contribution for the next annual reporting period:

Particulars	(₹ in Crore)	
	For the year ended March 31, 2026	For the year ended March 31, 2025
Service Cost	16	14
Net Interest Cost	2	0
Expected contribution for the next annual reporting period	18	14

Sensitivity analysis

Below is the sensitivity analysis determined for significant actuarial assumptions for the determination of defined benefit obligations and based on reasonably possible changes of the respective assumptions occurring at the end of the reporting period while holding all other assumptions constant.

Particulars	(₹ in Crore)	
	As at March 31, 2026	As at March 31, 2025
Impact of change in discount rate		
Increase by 0.50%	(6)	(6)
Decrease by 0.50%	7	6
Impact of change in salary increase rate		
Increase by 0.50%	7	6
Decrease by 0.50%	(6)	(6)

The above sensitivity analysis may not be representative of the actual benefit obligation as it is unlikely that the change in assumptions would occur in isolation of one another as some of the assumptions may be correlated.

In presenting the above sensitivity analysis, the present value of defined benefit obligation has been calculated using the projected unit credit method at the end of reporting period, which is the same as that applied in calculating the defined obligation liability recognized in the balance sheet.

Maturity Profile of Defined Benefit Obligation

Particulars	(₹ in Crore)	
	As at March 31, 2026	As at March 31, 2025
Year:		
0 to 1 Year	42	37
1 to 2 Year	35	16
2 to 3 Year	28	39
3 to 4 Year	20	27
4 to 5 Year	18	21
5 to 6 Year	12	15
6 Year onwards	75	68

Risk analysis

The Company is exposed to a number of risks in the defined benefit plans. Most significant risks pertaining to defined benefits plans and management estimation of the impact of these risks are as follows:



Notes forming part of the Standalone financial statements as at and for the year ended March 31, 2026

Investment risk

The Company's defined benefit plans are funded with Life Insurance Corporation of India (LIC) and HDFC Life Insurance Company Limited (HDFC Life). The Company does not have any liberty to manage the fund provided to LIC and HDFC Life. The present value of the defined benefit plan liability is calculated using a discount rate determined by reference to Government of India bonds for the Company's operations. If the return on plan asset is below this rate, it will create a plan deficit.

Interest risk

A decrease in the interest rate on plan assets will increase the plan liability, however this will be partially offset by increase in the return on plan debt investment.

Longevity risk/ Life expectancy

The present value of the defined benefit plan liability is calculated by reference to the best estimate of the mortality of plan participants both during and at the end of the employment. An increase in the life expectancy of the plan participants will increase the plan liability.

Salary growth risk

The present value of the defined benefit plan liability is calculated by reference to the future salaries of plan participants. An increase in the salary of the plan participants will increase the plan liability.

32. INCOME TAX EXPENSES


The major components of income tax expense for the year ended March 31, 2026 and March 31, 2025 are indicated below:

Particulars	(₹ in Crore)	
	For the year ended March 31, 2026	For the year ended March 31, 2025
a. Tax charge recognised in Profit and Loss		
Current tax:		
Current tax on profit for the year	4,635	3,459
Adjustment in respect of earlier years*	(62)	(242)
Total Current tax	4,573	3,217
Deferred tax:		
Reversal and origination of temporary differences	22	(48)
Adjustment in respect of earlier years	55	16
Total Deferred tax	77	(32)
Tax expense for the year	4,650	3,185
Effective income tax rate (%)	25.32%	23.66%
b. Statement of other comprehensive income		
Deferred tax (credit) / charge on:		
Loss on cash flow hedges recognised during the year	(80)	-
Net Gain/(Loss) on FVTOCI investments	0	3
Remeasurement of defined benefit obligation	1	4
Total	(79)	7

(c) A reconciliation of income tax expense applicable to accounting profits before tax at the statutory income tax rate to recognized income tax expense for the year is as follows:

Particulars	(₹ in Crore)	
	For the year ended March 31, 2026	For the year ended March 31, 2025
Accounting profit before tax (after exceptional item)	18,362	13,464
Statutory income tax rate	25.17%	25.17%
Tax at statutory income tax rate	4,621	3,389
Disallowable expenses	74	73
Non-taxable income & capital gains	(28)	(28)
Effect of changes in tax laws (refer (i) below)	-	9
Impact of tax rate differences on capital gains	(10)	(32)
Adjustments in respect of prior years*	(7)	(226)
Total	4,650	3,185

*true up of tax provisions in line with routine assessment orders amounting to ₹ 218 Crore in previous year.



Notes forming part of the Standalone financial statements as at and for the year ended March 31, 2026

(i) Impact on account of changes in capital gain tax rates as per finance act, 2025.

(ii) The tax department had issued demands on account of remeasurement of certain tax incentives, under section 80IA and 80 IC of the Income-tax Act, 1961. During the year ended 31 March 2020, based on the favorable orders from Income Tax Appellate Tribunal relating to AY 09-10 to AY 12-13, the Commissioner of Income Tax (Appeals) has allowed these claims for AY 2014-15 to AY 2016-17, which were earlier disallowed and has granted refund of amounts deposited under protest. For AY 2013-14 to AY 2016-17, the department has filed appeals before the Tribunal, which are pending for disposal. The Tribunal allowed these claims in AYs 2017-18, 2018-19 & 2020-21 in line with past years' orders. The department had filed appeals before the Hon'ble Rajasthan High Court in FY 17-18 (for AY 2009-10 to AY 2012-13) and in FY 2023-24 (for AY 2017-18 and AY 2018-19) against the Tribunal orders, which are yet to be admitted. The department is yet to file an appeal before the High Court against the tribunal order of AY 2020-21. During the current year, the company has received Final Assessment Order for AY 2022-23 with identical additions, against which appeal has been filed before the Tribunal. As per the view of external legal counsel, Department's appeal seeks re-examination of facts rather than raising any substantial question of law and hence it is unlikely that appeal will be admitted by the High Court. Accordingly, there is a high probability that the case will go in favour of the Company. The amount involved in this dispute as of March 31, 2026 is ₹ 12,387 Crore (31st Mar 2025: ₹ 12,411 Crore) plus applicable interest upto the date of settlement of the dispute.

(d) Significant components of deferred tax assets and (liabilities) recognized in the balance sheet are as follows:

Particulars	(₹ in Crore)	
	As at March 31, 2026	As at March 31, 2025
Property, plant and equipment, Exploration and evaluation and intangible assets	(2,464)	(2,382)
Fair valuation of financial assets/liabilities	27	(39)
Voluntary retirement scheme	3	1
Other temporary differences (43B disallowances, inventory valuation reserves, share based payment reserve etc.)	168	127
Deferred Tax (Liabilities) (net)	(2,266)	(2,293)

Deferred tax income of ₹ 27 Crore (March 2025 : ₹ 25 Crore) is recorded as below:

Particulars	(₹ in Crore)	
	For the year ended March 31, 2026	For the year ended March 31, 2025
Through Other Comprehensive Income		
Loss on cash flow hedges recognised during the year	(80)	-
Net Gain/(Loss) on FVTOCI debt investments	0	3
Remeasurements of defined benefit obligations	1	4
	(79)	7
Through Profit and Loss		
Property, plant and equipment, exploration and evaluation and intangible assets	82	(18)
Fair valuation of financial assets/liabilities	(66)	(21)
Voluntary retirement scheme	(2)	8
Other temporary differences (43B disallowances, inventory valuation reserves etc.)	63	(1)
	77	(32)
Through Equity		
Payment towards ESOS	(25)	-
	(25)	-
Total	(27)	(25)



Notes forming part of the Standalone financial statements as at and for the year ended March 31, 2026

(e) Reconciliation of Net Deferred tax liabilities:

(₹ in Crore)

Particulars	As at March 31, 2026	As at March 31, 2025
Opening balance	(2,293)	(2,318)
Tax (expense)/income recognised in profit or loss during the period	(77)	32
Tax (expense)/income recognised in other comprehensive income during the period	79	(7)
Tax (expense)/income recognised in other equity during the period	25	-
Closing Balance	(2,266)	(2,293)

33. LEASE LIABILITIES:

(₹ in Crore)

Particulars	As at March 31, 2026	As at March 31, 2025
Lease liabilities against ROU assets:		
Non current	292	177
Current	182	136
Total	474	313

(a) Following are the amounts recognised in Statement of Profit & Loss account:

(₹ in Crore)

Particulars	For the year ended March 31, 2026	For the year ended March 31, 2025
a) Depreciation expense for right-of-use assets (refer note 4 & 5)	187	135
b) Interest expense on lease liabilities (refer note 25)	44	28
c) Expense relating to short-term leases	0	0
Total amount recognised	231	163

(b) The movement in lease liabilities is as follows:

(₹ in Crore)

Particulars	For the year ended March 31, 2026	For the year ended March 31, 2025
a) Opening balance	313	266
b) Additions (refer note 4 & 5)	328	161
c) Reversal/ Adjustments	(7)	(9)
d) Interest accrued	44	28
e) Repayments (Principal & interest)*	(204)	(133)
Closing balance	474	313

* Interest paid on lease liabilities during the year is ₹ 44 Crore (March 31, 2025 : ₹ 28 Crore)

(c) Lease liabilities carry an effective interest rate of 5.03 % p.a. to 17.55% p.a. (March 31, 2025: 5.03% p.a. to 17.55% p.a.)

(d) The maturity analysis of lease liabilities is disclosed in Note 35.

(e) Movement in lease liabilities during the year is provided below:

(₹ in Crore)

Particulars	Total
As at April 1, 2024	266
Non-cash changes	180
Cash changes	(133)
As at March 31, 2025	313
Non-cash changes	365
Cash changes	(204)
As at March 31, 2026	474

(i) Non cash changes includes additions/deletions in ROU assets and interest accrual on lease liabilities.

(ii) Cash changes includes contractual lease payments.



Notes forming part of the Standalone financial statements as at and for the year ended March 31, 2026

34. CORPORATE SOCIAL RESPONSIBILITY EXPENSES

(a) The Company is required to spend a gross amount of ₹ 261 Crore and ₹ 265 Crore for the year ended March 31, 2026 and March 31, 2025 respectively.

Particulars	(₹ in Crore)		
	For the year ended March 31, 2026		
	In Cash	Yet to be paid in Cash	Total
i) Amount required to be spent by the company during the year	261	-	261
ii) Amount approved by the Board to be spent during the year	327	-	327
iii) Amount spent during the year on:			
-Construction/acquisition of any assets	-	-	-
-On purposes other than (i) above ⁽¹⁾⁽²⁾	204	74	278
iv) Nature of CSR activities	Community upliftment through Education, Sustainable Livelihoods, Women Empowerment, Health & Water, Sports & Culture, Environment and Community Assets Creation.		
v) Details of related party transactions, e.g.,contribution to a section 8 company controlled by the company in relation to CSR expenditure as per relevant Accounting Standard.	24	-	24
vi) Where a provision is made with respect to a liability incurred by entering into a contractual obligation, the movements in the provision during the year.	NA	NA	NA

Particulars	(₹ in Crore)		
	For the year ended March 31, 2025		
	In Cash	Yet to be paid in Cash	Total
i) Amount required to be spent by the company during the year	265	-	265
ii) Amount approved by the Board to be spent during the year	286	-	286
iii) Amount spent during the year on:			
-Construction/acquisition of any assets	-	-	-
-On purposes other than (i) above ⁽¹⁾	195	78	273
iv) Nature of CSR activities	Community upliftment through Education, Sustainable Livelihoods, Women Empowerment, Health & Water, Sports & Culture, Environment and Community Assets Creation.		
iv) Details of related party transactions, e.g.,contribution to a section 8 company controlled by the company in relation to CSR expenditure as per relevant Accounting Standard.	28	-	28
v) Where a provision is made with respect to a liability incurred by entering into a contractual obligation, the movements in the provision during the year.	NA	NA	NA

⁽¹⁾ Includes employee benefit expenses of ₹ 34 Crore (March 31, 2025 ₹ 33 Crore).

⁽²⁾ Amount spent during the year includes ₹ 9 Crore prepaid CSR spend relating to previous year.

(b) The Company has an excess CSR spent of ₹ 17 Crore (March 31, 2025: ₹ 9 Crore) which it proposes to offset against future obligations and has recognised the same as an asset in the balance sheet

Particulars	(₹ in Crore)			
	In case of Section 135(5) of Companies Act, 2013			
	CSR spent during the year			
	Opening Balance	Required to be spent	Actual spent (Net of opening excess spent and other adjustments)	Closing balance
For the year ended March 31, 2026	9	261	269	17
For the year ended March 31, 2025	4	265	270	9



Notes forming part of the Standalone financial statements as at and for the year ended March 31, 2026

35. FINANCIAL INSTRUMENTS

This section gives an overview of the significance of financial instruments for the Company and provides additional information on the balance sheet. Details of material accounting policies, including the criteria for recognition, the basis of measurement and the basis on which income and expenses are recognized, in respect of each class of financial asset, financial liability and equity instrument are disclosed in note 2 and note 3.

Financial assets and liabilities:

The accounting classification of each category of financial instruments, and their carrying amounts, are set out below:

(₹ in Crore)					
Particulars	Fair Value through profit and loss	Fair Value through other comprehensive income	Amortized Cost	Total carrying value	Total fair value
As at March 31, 2026					
Financial assets					
Cash and cash equivalents	-	-	292	292	292
Other bank balances	-	-	22	22	22
Investments	10,630	3,810	-	14,440	14,440
Trade receivables	-	-	399	399	399
Other Current financial assets and loans	58	-	11	69	69
Other Non-current financial assets and loans	-	-	72	72	72
Total	10,688	3,810	796	15,294	15,294
Financial liabilities					
Borrowings	-	-	8,252	8,252	8,222
Lease Liabilities	-	-	474	474	474
Trade payables	-	-	3,075	3,075	3,075
Operational buyers' credit/ suppliers' credit	-	-	105	105	105
Other Current financial liabilities	24	319	2,457	2,800	2,800
Other Non-current financial liabilities	-	-	129	129	129
Total	24	319	14,492	14,835	14,805
As at March 31, 2025					
Financial assets					
Cash and cash equivalents	-	-	94	94	94
Other bank balances	-	-	81	81	81
Investments	5,906	4,065	-	9,971	9,971
Trade receivables	44	-	68	112	112
Other Current financial assets and loans	9	-	70	79	79
Other Non-current financial assets and loans	-	-	181	181	181
Total	5,959	4,065	494	10,518	10,518
Financial liabilities					
Borrowings	-	-	10,651	10,651	10,652
Lease Liabilities	-	-	313	313	313
Trade payables	-	-	2,208	2,208	2,208
Operational buyers' credit/ suppliers' credit	-	-	569	569	569
Other Current financial liabilities	7	-	1,691	1,698	1,698
Other Non-current financial liabilities	-	-	342	342	342
Total	7	-	15,774	15,781	15,782

Fair value of the current instrument in bonds, perpetual bonds and zero coupon bonds are based on the price quotations at the reporting date. Fair value of current investments that are in the nature of 'close ended' mutual funds are based on market observable inputs i.e. NAV provided by mutual fund houses. [a level 2 technique].

Fair value of current investments that are in the nature of 'open ended' mutual funds are derived from quoted market prices in active markets [a level 1 technique].

Fair value of non current investments that are in the nature of 'Investment in OCRPS and Equity shares' are derived from Back Solve Option Pricing Method (BSOP) in current year and Net asset value method [a level 3 technique] in previous year.

The Fair value of other non current financial assets and liabilities are estimated by discounting the expected future cash flows using a discount rate equivalent to the risk free rate of return adjusted for the appropriate credit spread.

The Company enters into derivative financial instruments with various counterparties, principally financial institutions with investment grade credit ratings. Forward foreign currency contracts are valued using valuation technique with market observable inputs. The most frequently applied valuation techniques for such derivatives include forward pricing using present value calculations. The models incorporate various inputs including the credit quality of counterparties, foreign exchange spot and forward rates, yield curves of the respective currencies, currency basis spreads between the respective currencies, interest rate curves and forward rate curves of the underlying currency (a level 2 technique). Commodity contracts are valued using the forward LME/LBMA rates of commodities actively traded on the listed metal exchange i.e. London Metal Exchange & London Bullion Metal Association, United Kingdom (U.K.) [a level 2 technique]. The changes in counterparty risk had no material effect on the hedge effectiveness assessment for the derivatives designated in hedge relationship and the value of the other financial instrument recognised at fair value.

Fair value hierarchy

The table shown below analyses financial instruments carried at fair value, by measurement hierarchy. The different levels have been defined below:

- Level 1: quoted prices (unadjusted) in active markets for identical assets or liabilities.
- Level 2: inputs other than quoted prices included within Level 1 that are observable for the asset or liability, either directly (i.e., as prices) or indirectly (i.e., derived from prices).
- Level 3: inputs for the asset or liability that are not based on observable market data (unobservable inputs).



Notes forming part of the Standalone financial statements as at and for the year ended March 31, 2026

Quantitative disclosures on fair value measurement hierarchy:

	(₹ in Crore)		
Particulars	Level-1	Level-2	Level-3
As at March 31, 2026			
Financial Assets			
At fair value through profit and loss			
Investments	3,550	6,250	830
Derivatives financial Assets*			
Forward foreign currency contracts	-	50	-
Commodity contracts	-	8	-
Trade receivables	-	-	-
At fair value through other comprehensive income			
Investments	-	3,721	89
Total	3,550	10,029	919
Financial Liabilities			
At fair value through profit and loss			
Derivatives financial Liabilities*			
Forward foreign currency contracts	-	22	-
Commodity contracts	-	2	-
Derivatives designated as hedging instruments			
Derivatives financial Liabilities*			
Commodity contracts	-	319	-
Total	-	343	-
As at March 31, 2025			
Financial Assets			
At fair value through profit and loss			
Investments	1,590	3,764	552
Derivatives financial Assets*			
Forward foreign currency contracts	-	5	-
Commodity contracts	-	4	-
Trade receivables	-	44	-
At fair value through Other Comprehensive Income			
Investments	-	3,976	89
Total	1,590	7,793	641
Financial Liabilities			
At fair value through profit and loss			
Derivatives financial Liabilities*	-	-	-
Forward foreign currency contracts	-	7	-
Commodity contracts	-	-	-
Derivatives designated as hedging instruments			
Derivatives financial Liabilities*			
Commodity contracts	-	-	-
Total	-	7	-

* Refer section - "Derivative financial instruments"

The below table summarises the fair value of borrowings which are carried at amortised cost as at March 31, 2026 and March 31, 2025:


	(₹ in Crore)		
Financial Liabilities	Level-1	Level-2	Level-3
As at March 31, 2026			
Borrowings	-	8,222	-
Total	-	8,222	-
As at March 31, 2025			
Borrowings	-	10,652	-
Total	-	10,652	-

There were no transfers between Level 1, Level 2 and Level 3 during the year.

Reconciliation of Level 3 fair value measurement is as below:

	(₹ in Crore)			
Particulars	For the year ended March 31, 2026		For the year ended March 31, 2025	
	FVTPL	FVTOCI	FVTPL	FVTOCI
Balance at the beginning of the year	552	89	322	89
Additions during the year	278	-	230	-
Fair value changes recognised during the year	-	-	-	-
Sale/reductions during the year [#]	-	-	-	-
Reclassification during the year	-	-	-	-
Balance at the end of the year	830	89	552	89

[#]represents investments in partially convertible preference shares converted into equity shares as per the terms of conversion during the year.



Notes forming part of the Standalone financial statements as at and for the year ended March 31, 2026

Valuation process for instruments categorised in level 3:

The management of the company engaged a qualified third party valuer to perform the valuation. Team from the finance department of the company works closely with valuer to establish appropriate valuation technique and inputs required for the valuation.

Valuation technique used for valuation of financial instruments in level 3:

Valuation of preference and equity shares in level 3 are done using Back Solve Option Pricing Method [a level 3 technique] and Net asset value method [a level 3 technique] in previous year, making assumptions about unobservable market data.

Risk management framework

Risk management

The Company's businesses are subject to several risks and uncertainties including financial risks. The Company's documented risk management policies act as an effective tool in mitigating the various financial risks to which the business is exposed to in the course of their daily operations. The risk management policies cover areas such as liquidity risk, commodity price risk, foreign exchange risk, interest rate risk, counterparty and concentration of credit risk and capital management. Risks are identified through a formal risk management programme with active involvement of senior management personnel and business managers. Each significant risk has a designated 'owner' within the Company at an appropriate senior level. The potential financial impact of the risk and its likelihood of a negative outcome are regularly updated.

The risk management process is coordinated by the Management Assurance function and is regularly reviewed by the Company's Audit & Risk Management Committee. The Audit & Risk Management Committee is aided by the other committees of the board, which meets regularly to review risks as well as the progress against the planned actions. Key business decisions are discussed at the periodic meetings of the Executive Committee. The overall internal control environment and risk management programme including financial risk management is reviewed by the Audit & Risk Management Committee on behalf of the Board.

The risk management framework aims to:

- improve financial risk awareness and risk transparency
- identify, control and monitor key risks
- identify risk accumulations
- provide management with reliable information on the Company's risk situation
- improve financial returns

Treasury management

The Company's treasury function provides services to the business, co-ordinates access to domestic financial markets, monitors and manages the financial risks relating to the operations of the Company through internal risk reports which analyse exposures by degree and magnitude of risks. These risks include market risk (including currency risk, fair value interest rate risk and price risk), credit risk, liquidity risk and cash flow interest rate risk.

Treasury management focuses on capital protection, liquidity maintenance and yield maximization. The treasury policies are approved by the Board and adherence to these policies is strictly monitored at the Executive Committee meetings. Day-to-day treasury operations of the Company are managed by the finance team within the framework of the overall Company's treasury policies. A monthly reporting system exists to inform senior management about investments, currency and, commodity derivatives. The Company has a strong system of internal control which enables effective monitoring of adherence to Company's policies. The internal control measures are effectively supplemented by regular internal audits.

The Company uses derivative instruments as part of its management of exposure to fluctuations in foreign currency exchange rates, interest rates and commodity prices. The Company does not acquire or issue derivative financial instruments for trading or speculative purposes. The Company does not enter into complex derivative transactions to manage the treasury and commodity risks. Both treasury and commodities derivative transactions are normally in the form of forwards and these are subject to the Company's guidelines and policies.

Market risk

Market risk is the risk that the fair value of future cash flows of a financial instrument will fluctuate because of changes in market prices. Market risk comprises interest rate risk, currency risk and commodity risk. Financial instruments affected by market risk include loans and borrowings, deposits, FVTOCI investments and derivative financial instruments.

The sensitivity analyses in the following sections relate to the position as at March 31, 2026 and March 31, 2025. The sensitivity analyses have been prepared on the basis that the amount of net investment, the ratio of fixed interest rates of the debt and derivatives and the proportion of financial instruments in foreign currencies are all constant. The analysis exclude the impact of movements in market variables on the carrying values of gratuity and other post-retirement obligations, provisions, and the non-financial assets and liabilities of foreign operations.

Commodity price risk

The Company is exposed to the movement of base metal/ precious metal commodity prices on the London Metal Exchange and London Bullion Market Association. Any decline in the prices of the base metals/precious metals that the Company produces/generates and sells will have an immediate and direct impact on the profitability of the businesses. As a general policy, the Company aims to achieve the monthly average of the commodity prices for sales realization. In exceptional circumstances, the Company may enter into strategic hedging. Hedging is used primarily as a risk management tool and, in some cases, to secure future cash flows in cases of high volatility by entering into forward contracts or similar instruments. The hedging activities are subject to strict limits set out by the Board and to a strictly defined internal control and monitoring mechanism. Decisions relating to hedging of commodities are taken at the Executive Committee level and with clearly laid down guidelines for their implementation by the Company.

Whilst the Company aims to achieve average LME/LBMA prices for a month or a year, average realized prices may not necessarily reflect the LME/LBMA price movements because of a variety of reasons such as uneven sales during the year and timing of shipments.

Financial instruments with commodity price risk are entered into in relation to following activities:

- economic hedging of prices realized on commodity contracts.
- cash flow hedging on account of forecasted highly probable transactions.

The sales prices of zinc, lead and silver are linked to the LME and LBMA prices. The Company also enters into hedging arrangements for its Zinc, Lead and silver sales to realize month of sale LME and LBMA prices.

Total exposure on provisionally priced Zinc, Lead & Silver contracts as at March 31, 2026 was ₹ 44 Crore (March 31, 2025: ₹ 189 Crore), Nil (March 31, 2025: ₹ 74 Crore) and Nil (March 31, 2025: Nil) respectively. Based on average price fluctuations, the impact on net profit before tax, for a 10% movement in LME prices of zinc, 5% movement in LME price of lead and 5% movement in LBMA price of silver that were provisionally priced as at March 31, 2026 is ₹ 4 Crore, Nil and Nil respectively and as at March 31, 2025 is ₹ 19 Crore, ₹ 4 Crore and Nil respectively.

Financial risk

The Company's Board approved financial risk policies comprise liquidity, currency, interest rate and counterparty risk. The Company does not engage in speculative treasury activity but seeks to manage risk and optimize interest and commodity pricing through proven financial instruments.



Notes forming part of the Standalone financial statements as at and for the year ended March 31, 2026

a. Liquidity risk

The Company requires funds both for short-term operational needs as well as for long-term investment programme mainly in growth projects. The Company generates sufficient cash flows from the current operations which together with the available cash and cash equivalents and short-term investments provide liquidity both in the short-term as well as in the long-term.

The Company has been rated as 'AAA' / Stable for long term and A1+ for short term by CRISIL Limited during the current and previous financial years.

The Company remains committed to maintaining a healthy liquidity, gearing ratio and strengthening the balance sheet. The maturity profile of the Company's financial liabilities based on the remaining period from the date of balance sheet to the contractual maturity date is given in the table below. The figures reflect the contractual undiscounted cash obligation of the Company.

	(₹ in Crore)				
Payment due by years	<1 year	1-3 Years	3-5 Years	> 5 Years	Total
As at March 31, 2026					
Trade and other payables [#]	5,612	130	-	-	5,743
Lease Liabilities [#]	182	234	68	133	617
Derivative financial liabilities	343	-	-	-	343
Borrowings*	4,146	4,922	-	-	9,068
Total	10,283	5,286	68	133	15,771
As at March 31, 2025					
Trade and other payables [#]	4,415	342	-	-	4,757
Lease Liabilities [#]	136	170	22	84	412
Derivative financial liabilities	7	-	-	-	7
Borrowings*	5,371	6,439	-	-	11,810
Total	9,929	6,951	22	84	16,987

*Includes Non-current borrowings, current borrowings, current maturities of non-current borrowings, committed interest payments on borrowings and interest accrued on borrowings.

#Includes committed interest payments.

The Company had access to following funding facilities.

	(₹ in Crore)		
Funding facility	Total facility	Drawn	Undrawn
As at March 31, 2026			
Less than 1 year	10,931	8,398	2,533
More than 1 year	-	-	-
Total	10,931	8,398	2,533
As at March 31, 2025			
Less than 1 year	14,127	12,024	2,103
More than 1 year	-	-	-
Total	14,127	12,024	2,103

b. Foreign exchange risk

Fluctuations in foreign currency exchange rates may have an impact on the Statement of Profit and Loss, where any transaction references more than one currency other than the functional currency of the Company.

The Company uses forward exchange contracts, to hedge the effects of movements in exchange rates on foreign currency denominated assets and liabilities. The sources of foreign exchange risk are outstanding amounts payable for imported raw materials, capital goods and other supplies denominated in foreign currency. The Company is also exposed to foreign exchange risk on its exports. Most of these transactions are denominated in US dollars. The policy of the Company is to determine on a regular basis what portion of the foreign exchange risk on financing transactions are to be hedged through forward exchange contracts and other instruments. Short-term net exposures are hedged progressively based on their maturity. A more conservative approach has been adopted for project expenditures to avoid budget overruns. Longer term exposures, are normally unhedged. The hedge mechanisms are reviewed periodically to ensure that the risk from fluctuating currency exchange rates is appropriately managed. The following analysis is based on the gross exposure as at the reporting date which could affect the Statement of Profit and Loss. The below table summarises the foreign currency risk from financial instrument and is partly mitigated by some of the derivative contracts entered into by the Company as disclosed under the section on "Derivative financial instruments."

The carrying amount of the Company's financial assets and liabilities in different currencies is as follows:

Particulars	(₹ in Crore)			
	As at March 31, 2026		As at March 31, 2025	
Currency exposure	Financial Asset	Financial Liability	Financial Asset	Financial Liability
US Dollar	81	545	68	540
Euro	-	837	-	479
Australian Dollar	-	14	-	0
Others	-	2	-	0

The Company's exposure to foreign currency arises where a Company holds monetary assets and liabilities denominated in a currency different to the functional currency of the Company, with US dollar and Euro being the major non-functional currency. The value of a financial instrument may change as a result of changes in the interest rates, foreign currency exchange rate, liquidity and other market changes.

The results of Company operations may be affected largely by fluctuations in the exchange rates between the Indian Rupee, against the US dollar and Euro. The foreign exchange rate sensitivity is calculated by the aggregation of the net foreign exchange rate exposure with a simultaneous parallel foreign exchange rate shift in the currencies by 10% against the functional currency of the respective entities.



Notes forming part of the Standalone financial statements as at and for the year ended March 31, 2026

Set out below is the impact of a 10% strengthening/weakening in the INR on pre-tax profit/(loss) arising as a result of the revaluation of the Company's foreign currency financial assets/liabilities:

Particulars	Total exposure		Effect of 10% strengthening/weakening of INR on pre-tax profit/(loss)	
	For the year ended March 31, 2026	For the year ended March 31, 2025	For the year ended March 31, 2026	For the year ended March 31, 2025
	US Dollar	464	472	46
Euro	837	479	84	48
Australian Dollar	14	0	1	0
Others	2	0	0	0

c. Interest rate risk

The Company is exposed to interest rate risk on short-term and long-term borrowings. The Company's policy is to maintain a balance of fixed and floating interest rate borrowings and the proportion of fixed and floating rate debt is determined by current market interest rates. The borrowings of the Company are denominated in Indian Rupees with mix of fixed and floating rates of interest. The floating rate is linked to Bank's base rate. These exposures are reviewed by appropriate levels of management on frequent basis. The Company invests cash and liquid investments in short-term deposits and debt mutual funds, some of which generate a tax-free return, to achieve the Company's goal of maintaining liquidity, carrying manageable risk and achieving satisfactory returns. Floating rate financial assets are largely mutual fund investments which have debt securities as underlying assets. The returns from these financial assets are linked to market interest rate movements; however the counterparty invests in the agreed securities with known maturity tenure and return and hence has manageable risk.

The exposure of the Company's financial assets to interest rate risk is as follows:

Particulars	Total	Floating rate	Fixed rate	(₹ in Crore)
				Non-interest bearing
As at March 31, 2026				
Financials assets	15,294	3,551	10,044	1,699
Financial liabilities	14,835	6,456	2,880	5,499
As at March 31, 2025				
Financials assets	10,517	1,599	8,011	907
Financial liabilities	15,781	8,213	3,662	3,906

Interest rate risk is the risk that the fair value of future cash flows of financial instruments will fluctuate because of changes in market interest rate. The Company's exposure to the risk of changes in market interest rates relates primarily to the Company's long term obligations.

Considering the debt position as at March 31, 2026 and the investment in bonds and debt mutual funds, any increase in interest rates would result in a net decrease in profits and any decrease in interest rates would result in a net increase in profits. The sensitivity analysis below has been determined based on the exposure to interest rates for both derivative and non-derivative instruments at the balance sheet date.

The below analysis gives the impact of a 0.5% to 2.0% change in interest rates on floating rate financial assets/ liabilities (net) on profit/(loss) before tax and represents management's assessment of the possible change in interest rates.

The impact of change (increase/(decrease)) in interest rate of 0.5%, 1.0% and 2.0% on profits for the period ended March 31, 2026 is ₹ 15 Crore, ₹ 29 Crore and ₹ 58 Crore and for year ended March 31, 2025 is ₹ 33 Crore, ₹ 66 Crore and ₹ 132 Crore respectively.

d. Counterparty and concentration of credit risk

Credit risk refers to the risk that counterparty will default on its contractual obligations resulting in financial loss to the Company. The Company has adopted a policy of obtaining sufficient collateral, where appropriate, as a means of mitigating the risk of financial loss from defaults. The Company is exposed to credit risk for receivables, cash and cash equivalents, short-term investments and derivative financial instruments. Credit risk on receivables is limited as almost all credit sales are against letters of credit and guarantees of banks of good financial repute.

Moreover, given the nature of the Company's business, trade receivables are spread over a number of customers with no significant concentration of credit risk. No single customer accounted for 10% or more of revenue on a % basis in current year (Previous year : None). The history of trade receivables shows a negligible provision for bad and doubtful debts. Therefore, the Company does not expect any material risk on account of non-performance by any of the Company's counterparties.

For short-term investments, counterparty limits are in place to limit the amount of credit exposure to any one counterparty. For derivative and financial instruments, the Company attempts to limit the credit risk by only dealing with reputable banks and financial institutions having high credit-ratings assigned by international credit-rating agencies. Defined limits are in place for exposure to individual counterparties in case of mutual funds schemes and bonds.

The carrying value of the financial assets represents the maximum credit exposure. The Company's maximum exposure to credit risk as at March 31, 2026 and March 31, 2025 are ₹ 15,294 Crore and ₹ 10,517 Crore respectively.

None of the Company's cash equivalents, including time deposits with banks, are past due or impaired. Regarding trade and other receivables, and other non-current assets, there were no indications as at March 31, 2026 and March 31, 2025, that defaults in payment obligations will occur.



Notes forming part of the Standalone financial statements as at and for the year ended March 31, 2026

Of the year end trade receivables, loans and other financial assets (excluding derivatives), following balances were past due but not impaired as at March 31, 2026 and March 31, 2025:

Particulars	(₹ in Crore)	
	As at March 31, 2026	As at March 31, 2025
Neither impaired nor past due	100	274
Past due but not impaired		
Less than 1 month	158	64
Between 1-3 months	220	9
Between 3-12 months	4	13
Greater than 12 months	0	3
Total	482	363

Receivables are deemed to be past due or impaired with Reference to the Company's normal terms and conditions of business. These terms and conditions are determined on a case to case basis with reference to the customer's credit quality and prevailing market conditions. Receivables that are classified as 'past due' in the above tables are those that have not been settled within the terms and conditions that have been agreed with that customer.

The credit quality of the Company's customers is monitored on an on-going basis and assessed for impairment where indicators of such impairment exist. The solvency of the debtor and their ability to repay the receivable is considered in assessing receivables for impairment. Where receivables have been impaired, the Company actively seeks to recover the amounts in question and enforce compliance with credit terms.

Derivative financial instruments

The Company does not acquire or issue derivative financial instruments for trading or speculative purposes. The Company does not enter into complex derivative transactions to manage the treasury and commodity risks. Both treasury and commodities derivative transactions are normally in the form of forward contracts and these are subject to the Company guidelines and policies.

All derivative financial instruments are recognized as assets or liabilities on the balance sheet and measured at fair value based on quotations obtained from financial institutions or brokers. The accounting for changes in the fair value of a derivative instrument depends on the intended use of the derivative and the resulting designation.

The fair values of all derivatives are separately recorded in the balance sheet within current assets and liabilities/reserves. Derivatives that are designated as hedges are classified as current depending on the maturity of the derivative.

The use of derivatives can give rise to credit and market risk. The Company tries to manage credit risk by entering into contracts with reputable banks and financial institutions. The use of derivative instruments is subject to limits, authorities and regular monitoring by appropriate levels of management. The limits, authorities and monitoring systems are periodically reviewed by management and the Board. The market risk on derivatives is mitigated by changes in the valuation of the underlying assets, liabilities or transactions, as derivatives are used only for risk management purposes.

Embedded derivatives

Derivatives embedded in other financial instruments or other contracts are treated as separate derivative contracts and marked-to-market when their risks and characteristics are not clearly and closely related to those of their host contracts and the host contracts are not fair valued.

Cash flow hedges

The Company also enters into commodity price contracts for hedging highly probable future forecast transaction and account for them as cash flow hedges and states them at fair value. Subsequent changes in fair value are recognized in equity through OCI until the hedged transaction occurs, at which time, the respective gains or losses are reclassified to the Statement of Profit and Loss. Cash flow hedge accounting is discontinued when the hedging instrument expires or is sold, terminated, or exercised, or when it no longer qualifies for hedge accounting. Any gain or loss recognised in other comprehensive income and accumulated in equity at that time remains in equity and is recognised when the forecast transaction is ultimately recognised in the statement of profit and loss. When a forecast transaction is no longer expected to occur, the gain or loss accumulated in equity is recognised immediately in the statement of profit and loss.

There is an economic relationship between the hedged items and the hedging instruments. The Company has established a hedge ratio of 1:1 for the hedging relationships. To test the hedge effectiveness, the Company uses the hypothetical derivative method and Dollar offset method.

The hedge ineffectiveness can arise from:

- Differences in the timing of the cash flows of the hedged items and the hedging instruments.
- Different indexes (and accordingly different curves) linked to the hedged risk of the hedged items and hedging instruments.
- The counterparties' credit risk differently impacting the fair value movements of the hedging instruments and hedged items.
- Changes to the forecasted amount of cash flows of hedged items and hedging instruments.

These hedges had been effective for the year ended March 31, 2026 and March 31, 2025.

Fair value hedges

The fair value hedges relate to commodity price risks and foreign currency exposure. The Company's sales are on a quotational period basis, generally one month to three months after the date of delivery at a customer's facility. The Company enters into forward contracts for the respective quotational period to hedge its commodity price risk based on average LME prices. Gains and losses on these hedge transactions are substantially offset by the amount of gains or losses on the underlying sales. There were no fair value hedges for the period ended March 31, 2026.

Non-qualifying/economic hedges

Non-qualifying hedges related to commodity price risks and foreign currency exposure. The Company enters into forward foreign currency contracts and commodity contracts which are not designated as hedges for accounting purposes, but provide an economic hedge of a particular transaction risk or a risk component of a transaction. Fair value changes on such forward contracts are recognized in the Statement of Profit and Loss.



Notes forming part of the Standalone financial statements as at and for the year ended March 31, 2026

The fair value of the Company's derivative positions recorded under derivative financial assets and derivative financial liabilities are as follows:

Derivative financial instruments	(₹ in Crore)			
	As at March 31, 2026		As at March 31, 2025	
	Assets	Liabilities	Assets	Liabilities
Current				
Qualifying hedges				
Cash flow hedges*				
Commodity contracts	-	319	-	-
Fair value hedge				
Forward foreign currency contracts	-	-	-	-
Non - qualifying hedges				
Commodity contracts	8	2	4	-
Forward foreign currency contracts	50	22	5	7
Total	58	343	9	7

Disclosures of effects of Cash Flow Hedge Accounting:

Hedging instruments

The Company is holding the following commodity forward contracts:

	Maturity					Total
	Less than 1 month	1 to 3 months	3 to 6 months	6 to 9 months	9 to 12 months	
At March 31, 2026						
Zinc						
Notional qty (in tonnes)	7,500	15,250	22,750	20,500	4,750	70,750
Notional amount (in ₹ Crore)#	215	441	664	615	146	2,081
Average hedged rate (in \$ per tonne)	3,054	3,078	3,109	3,197	3,269	3,133
At March 31, 2025						
Zinc						
Notional qty (in tonnes)	-	-	-	-	-	-
Notional amount (in ₹ Crore)#	-	-	-	-	-	-
Average hedged rate (in \$ per tonne)	-	-	-	-	-	-
At March 31, 2026						
Silver						
Notional qty (in Ounce)	257,204	546,556	819,835	273,275	-	1,896,870
Notional amount (in ₹ Crore)#	129	297	472	174	-	1,072
Average hedged rate (in \$ per Ounce)	53.31	57.83	61.29	67.86	-	60.16
At March 31, 2025						
Silver						
Notional qty (in Ounce)	-	-	-	-	-	-
Notional amount (in ₹ Crore)#	-	-	-	-	-	-
Average hedged rate (in \$ per Ounce)	-	-	-	-	-	-

Amounts are calculated using the exchange rate of USD to INR as on March 31, 2026.

The impact of the hedging instruments on the Balance Sheet is as under:

Particulars	As at March 31, 2026	As at March 31, 2025
Commodity forward contracts		
Notional amount (in ₹ Crore)	3,153	-
Carrying amount (in ₹ Crore)	319	-
Line item in the Balance Sheet that's includes Hedging Instruments	Other Current financial liabilities	NA
Change in fair value used for measuring ineffectiveness for the period - Gain/(Loss)	(319)	-



Notes forming part of the Standalone financial statements as at and for the year ended March 31, 2026

Hedge Items

The impact of the Hedged Items on the Balance Sheet is as follows:

Particulars	As at March 31, 2026	As at March 31, 2025
Highly probable forecast sales		
Balance in Cash flow hedge reserve as at the end of the year for continuing hedges (net of tax)	(239)	-
Change in value of the hedged items used for measuring ineffectiveness for the period	(319)	-

The effect of the cash flow hedge in the Statement of Profit and Loss and Other Comprehensive Income is as follows:

Particulars	As at March 31, 2026	As at March 31, 2025
Commodity forward contracts		
Cash flow Hedge Reserve at the beginning of the year	-	-
Total hedging gain/(loss) recognised in OCI	(1,898)	124
Income tax on above	478	(31)
Line item in the statement of profit or loss that includes the recognised ineffectiveness	NA	NA
Amount reclassified from OCI to profit or loss	1,579	(124)
Income tax on above	(398)	31
Cash flow Hedge Reserve at the end of the year	(239)	-
Line item in the statement of profit or loss that includes the reclassification adjustments	NA	NA

Disclosures of Non qualifying Hedge:

A. The following are the outstanding forward exchange contracts entered into by the Company and outstanding as at year end

Currency	Foreign currency	Indian Rupees	Buy / Sell	(In Crore)
				Cross Currency
As at March 31, 2026				
USD	0	36	Buy	INR
EUR	0	16	Buy	INR
AUD	13	733	Buy	INR
EUR	10	1,106	Buy	USD
SEK	1	5	Buy	USD
JPY	19	11	Buy	USD
AUD	1	59	Buy	USD
GBP	0	7	Buy	USD

Currency	Foreign currency	Indian Rupees	Buy / Sell	(In Crore)
				Cross Currency
As at March 31, 2025				
USD	10	872	Buy	INR
EUR	0	5	Buy	INR
AUD	1	46	Buy	INR
EUR	9	828	Buy	USD
SEK	-	-	Buy	USD
JPY	14	8	Buy	USD
AUD	0	9	Buy	USD
GBP	0	11	Buy	USD

B. The following are the outstanding position of commodity hedging open contracts (other than cash flow hedge) as at March 31, 2026 :-

Zinc forwards/futures (sale)/buy for 8,236 MT (2025: (3,330) MT)

Lead forwards/futures (sale)/buy for 365 MT (2025: (3,634) MT)

Silver forwards/futures (sale)/buy for (16,397) Oz (2025: Nil Oz)

C. All derivative and financial instruments acquired by the Company are for hedging purposes.

D. Unhedged foreign currency exposure

Particulars	(₹ in Crore)	
	As at March 31, 2026	As at March 31, 2025
Debtors	81	68
Creditors	.545	546



Notes forming part of the Standalone financial statements as at and for the year ended March 31, 2026

36. CAPITAL MANAGEMENT

The Company's objectives when managing capital is to safeguard, maintain a strong credit rating and healthy capital ratios in order to support its business and provide adequate return to shareholders through continuing growth. The Company's overall strategy remains unchanged from previous year. The Company sets the amount of capital required on the basis of annual business and long-term operating plans which include capital and other strategic investments. The funding requirements are met through a mixture of internal accruals, equity and short term borrowings. The Company monitors capital on the basis of gearing ratio, which is net debt divided by total capital (equity + net debt). Net debt are non-current and current debt as reduced by cash and cash equivalents, other bank balances, current investments and certain non current investments. Equity comprises all components including other components of equity.

Particulars	(₹ in Crore)	
	As at March 31, 2026	As at March 31, 2025
Cash and cash equivalents (see note 11)	292	94
Other Bank balances ⁽¹⁾ (see note 12)	-	-
Current investments (see note 9)	13,325	9,148
Non Current investments ⁽²⁾ (see note 9)	196	182
Total cash (a)	13,813	9,424
Non Current borrowings (see note 15)	4,614	5,990
Current borrowings (see note 15)	3,638	4,661
Total debt (b)	8,252	10,651
Net debt (c = (b-a))	-	1,227
Equity (d) (See Statement of changes in Equity)	22,475	13,290
Total Capital (e = equity + net debt)	22,475	14,517
Gearing ratio(times) (c/e)	-	0.08

⁽¹⁾ The Company has included other bank balances as part of total cash. The same are excluding balances pertaining to earmarked unpaid dividend accounts and margin money deposited.

⁽²⁾ excluding investment in subsidiaries, JV, preference and equity shares



Notes forming part of the Standalone financial statements as at and for the year ended March 31, 2026

37. RELATED PARTY

a. List of related parties:

(i) Holding Companies:

Vedanta Limited (Immediate Holding Company)
Vedanta Resources Limited (Intermediate Holding Company)
Vedanta Incorporated (Erstwhile known as Volcan Investments Limited) (Ultimate Holding Company)

(ii) Wholly owned subsidiaries :

Hindustan Zinc Alloys Private Limited
Vedanta Zinc Football & Sports Foundation (Section 8 company)
Zinc India Foundation (Section 8 company)
Hindustan Zinc Fertilisers Private limited
Hindmetal Exploration Services Private Limited

(iii) Fellow Subsidiaries (with whom transactions have taken place):

Bharat Aluminium Company Limited
Sterlite Power Transmission Limited
Talwandi Sabo Power Limited
ESL Steel Limited
Malco Energy Limited
Meenakshi Energy Private Limited
Fujairah Gold FZC
Black Mountain Mining (Pty) Limited
Vizag General Cargo Berth Private Limited
Ferro Alloys Corporation Limited
Sterlite Technologies Limited
STL Digital Limited
V-Spark Deeptech Ventures Private Limited

(iv) Associate of ultimate parent (with whom transactions have taken place):

Serentica Renewables India 4 Private Limited
Serentica Renewables India 5 Private Limited
Serentica Renewables India 14 Private Limited

(v) Related Party having a Significant Influence

Government of India - President of India

(vi) Other related party

Anil Agarwal Foundation
Vedanta Foundation
Minova Runaya Private Limited
Runaya Greentech Private Limited
Runaya Green Sustainable Solutions Private Limited
Grant Thorton Bharat LLP
Hindustan Zinc Limited Employee's Contributory Provident Fund Trust
Hindustan Zinc Limited Employee's Group Gratuity Trust
Hindustan Zinc Limited Superannuation Trust

b. Transactions with Key management Personnel:

Compensation of key management personnel of the Company recognised as expense during the reporting period

Nature of transactions	(₹ in Crore)	
	For the year ended March 31, 2026	For the year ended March 31, 2025
Short-term employee benefits ⁽¹⁾	13	15
Post employment benefits	1	1
Share-based payment	5	3
Total compensation paid to key management personnel	19	19

⁽¹⁾ Excludes gratuity and compensated absences as these are recorded in the books of accounts on the basis of actuarial valuation for the Company as a whole and hence individual amount cannot be determined.

There are no outstanding debts or loans due from directors or other officers (as defined under Section 2(59) of the Companies Act, 2013) of the Company.



Notes forming part of the Standalone financial statements as at and for the year ended March 31, 2026

c. Transactions with Government having significant influence:

Central government of India holds 27.92% shares in HZL (March 31, 2025 : 27.92%). During the year, Company has availed incentives in the form of export incentive under Export promotion and credit guarantee scheme announced by the Government of India. Also, HZL has transactions with other government related entities (Public sector undertakings) including but not limited to sales and purchase of goods and ancillary materials, rendering and receiving services and use of public utilities.

d. Transactions with Related Parties:



The details of the related party transactions entered into by the Company, for the period ended March 31, 2026 and March 31, 2025 are as follows: (₹ in Crore)

Nature of transactions	For the year ended March 31, 2026	For the year ended March 31, 2025
Sale of Goods & Services		
Fujairah Gold FZC	90	71
Vedanta Limited	-	1
Malco Energy Limited	2	4
Runaya Greentech Private Limited	545	185
Runaya Green Sustainable Solutions Private Limited	254	-
Ferro Alloys Corporation Limited	0	-
Hindustan Zinc Alloys Private Limited	225	166
Total	1,116	427
Purchase of Goods		
Vedanta Limited	2	12
Bharat Aluminium Company Limited	68	63
Minova Runaya Private Limited	217	225
Malco Energy Limited	1	98
Runaya Greentech Private Limited	578	223
Runaya Green Sustainable Solutions Private Limited	257	-
Hindustan Zinc Alloys Private Limited	10	6
Serentica Renewables India 4 Private Limited (Power)	105	108
Serentica Renewables India 5 Private Limited (Power)	88	-
Total	1,326	735
Purchase of services		
STL Digital limited (IT Service)	57	43
Sterlite Technologies Limited (IT Service)	3	7
Runaya Greentech Private Limited (O&M JW Service)	43	48
Runaya Green Sustainable Solutions Private Limited (O&M JW Service)	5	-
V-Spark DeepTech Ventures Private Limited	14	-
Grant Thornton Bharat LLP	0	-
Hindmetal Exploration Services Private Limited (Exploration service)	92	62
Total	214	160
Purchase of property, plant and equipment		
Vedanta Limited	0	0
Ferro Alloys Corporation Limited	0	0
Vizag General Cargo Berth Private Limited	0	-
Total	0	0
Transfer of Asset to subsidiary		
Hindustan Zinc Fertilisers Private Limited	-	71
Total	-	71
Transfer of Asset from subsidiary		
Hindustan Zinc Fertilisers Private Limited	-	418
Total	-	418



Notes forming part of the Standalone financial statements as at and for the year ended March 31, 2026

Nature of transactions	For the year ended March 31, 2026	For the year ended March 31, 2025
Sale of property, plant and equipment		
Vedanta Limited	1	0
Runaya Greentech Private Limited	-	17
Ferro Alloys Corporation Limited	0	0
STL Digital limited	-	0
Runaya Green Sustainable Solutions Private Limited	16	-
Malco Energy Limited	0	-
Total	17	17
Strategic services and Brand fees		
Vedanta Limited	1,171	658
Total	1,171	658
Interest on Loan given		
Hindustan Zinc Alloys Private Limited	5	14
Hindustan Zinc Fertilisers Private limited	0	14
Hindmetal Exploration Services Private Limited	0	0
Total	5	28
Interest on Business Advance & Asset Sale		
Runaya Greentech Private Limited	12	10
Runaya Green Sustainable Solutions Private Limited	1	-
Total	13	10
Other recoveries[#]		
Vedanta Limited	7	13
ESL Steel Limited	0	0
Bharat Aluminium Company Limited	0	0
Malco Energy Limited	0	-
Talwandi Sabo Power Limited	0	0
Ferro Alloys Corporation Limited	0	0
Black Mountain Mining (Pty) Limited	2	2
Sterlite Technologies Limited	0	0
STL Digital Limited	0	0
Vizag General Cargo Berth Private Limited	-	0
Runaya Greentech Private Limited	2	1
Runaya Green Sustainable Solutions Private Limited	0	-
Minova Runaya Private Limited	0	1
Hindustan Zinc Alloys Private Limited	4	3
Vedanta Zinc Football & Sports Foundation	0	0
Zinc India Foundation	0	0
Hindustan Zinc Fertilisers Private limited	0	0
Hindmetal Exploration Services Private Limited	7	5
Total	22	26
Other Reimbursements[#]		
Vedanta Limited*	122	28
ESL Steel Limited	-	0
Bharat Aluminium Company Limited	0	0
Malco Energy Limited	0	-
Talwandi Sabo Power Limited	0	0
Ferro Alloys Corporation Limited	0	0
Sterlite Technologies Limited	0	-
Vizag General Cargo Berth Private Limited	0	-
Meenakshi Energy Private Limited	0	0
Fujairah Gold FZC	0	-
Total	122	28
* Includes payment towards ESOS		
[#] In earlier periods, the Company disclosed recoveries and reimbursement on a net basis. From current period onwards, recovery and reimbursement are presented separately.		
Sitting fee and commission to directors		
Sitting fee and commission to directors	2	2
Total	2	2



Notes forming part of the Standalone financial statements as at and for the year ended March 31, 2026

Nature of transactions	For the year ended March 31, 2026	For the year ended March 31, 2025
Dividend Paid		
Vedanta Limited	2,680	7,834
Government of India	1,180	3,619
Total	3,860	11,453
Donations		
Anil Agarwal Foundation	104	50
Vedanta Foundation	1	-
Vedanta Zinc Football & Sports Foundation	9	11
Zinc India Foundation	14	17
Total	128	78
Investments made		
Serentica Renewables India 5 Private Limited	-	230
Serentica Renewables India 14 Private Limited	278	-
Total	278	230
Business advance given during the year		
Runaya Greentech Private Limited	5	55
Total	5	55
Loan Given		
Hindustan Zinc Alloys Private Limited	-	2
Hindustan Zinc Fertilisers Private limited	0	116
Hindmetal Exploration Services Private Limited	-	1
Total	0	119
Contribution to :		
Hindustan Zinc Limited Employee's Contributory Provident Fund Trust	36	42
Hindustan Zinc Limited Employee's Group Gratuity Trust	4	3
Hindustan Zinc Limited Superannuation Trust	2	3
Total	42	48
e. The balances receivable/payable as at year end#:		(₹ in Crore)

Particulars	As at March 31, 2026	As at March 31, 2025
Receivable From		
Vedanta Limited*	0	3
ESL Steels limited	0	-
Malco Energy Limited	0	-
Talwandi Sabo Power Limited	-	0
Black Mountain Mining (PTY) Limited	1	2
Fujairah Gold FZC	12	6
Runaya Greentech Private Limited (advance secured)	62	69
Runaya Greentech Private Limited (advance unsecured)	56	58
Runaya Greentech Private Limited (trade receivable)	200	18
Runaya Green Sustainable Solutions Private Limited (advance secured)	18	-
Runaya Green Sustainable Solutions Private Limited (trade receivable)	142	-
Sterlite Power Transmission Limited	0	0
Ferro Alloys Corporation Limited	-	0
Vizag General Cargo Berth Private Limited	-	0
Zinc India Foundation	0	0
Vedanta Zinc Football & Sports Foundation	0	0
Hindustan Zinc Alloys Private Limited - loans receivable	-	118
Hindustan Zinc Alloys Private Limited - interest receivable	-	1
Hindustan Zinc Alloys Private Limited - Trade receivable	0	3
Hindustan Zinc Alloys Private Limited - Others receivable	1	0
Hindustan Zinc Fertilisers Private Limited - loans receivable	0	1
Hindustan Zinc Fertilisers Private Limited - interest receivable	0	0
Hindustan Zinc Fertilisers Private Limited - Other receivable	0	0
Hindmetal Exploration Services Private Limited - loans receivable	-	0
Hindmetal Exploration Services Private Limited - interest receivable	-	0
Hindmetal Exploration Services Private Limited - Other receivable	4	1
Total	497	281



Notes forming part of the Standalone financial statements as at and for the year ended March 31, 2026

*Target plus scheme("TPS") as a part of foreign trade policy was announced on August 31, 2004 w.e.f. April 01, 2004, with an objective of accelerating growth in exports. Pursuant to this scheme, Vedanta Limited ("erstwhile Sterlite Industries Ltd.") (Immediate Holding Company) had applied for TPS scrips of value of ₹ 306 Crore. However, certain retrospective amendments in this scheme were made by Directorate General of Foreign Trade ('DGFT') resulting in reduction in these scrips value by ₹ 216 Crore in which HZL had a share of ₹ 48 Crore. This was challenged by the Immediate Holding Company in the Hon'ble Supreme Court. Basis the favourable judgements from the Hon'ble Supreme Court, HZL had recognised an income of ₹ 48 Crore as an export incentive recoverable in December 2015. However, during FY 2020-21, the TPS scrips of value of ₹ 216 Crore were issued by Directorate General of Foreign Trade ('DGFT') in the name of Vedanta Limited ("Immediate Holding Company") basis which, the export incentive recoverable was reclassified to recoverable from Vedanta Limited. The Company has realised ₹ 20 Crore from Vedanta Limited on the basis of proportionate scrips utilization by Vedanta Limited and has created a provision of remaining ₹ 28 Crore considering the expiry of the utilization timeline for these scrips till February 24, 2023 and no favorable outcome of the petition filed by the Immediate Holding Company in the Hon'ble Supreme Court for extension of the utilization timeline.

Particulars	As at March 31, 2026	As at March 31, 2025
Payable To		
Vedanta Limited	112	23
ESL Steels limited	-	0
Bharat Aluminium Company Limited	7	3
Ferro Alloys Corporation Limited	0	-
Malco Energy Limited	6	12
Talwandi Sabo Power Limited	0	-
Minova Runaya Private Limited	5	11
STL Digital	6	1
Sterlite Technologies Limited	1	1
Serentica Renewables India 4 Private Limited	18	5
Serentica Renewables India 5 Private Limited	7	-
Sterlite Power Transmission Limited	-	0
V-Spark Deeptech Ventures Private Limited	12	-
Hindustan Zinc Limited Employee's Contributory Provident Fund Trust	8	9
Hindustan Zinc Limited Employee's Group Gratuity Trust	22	1
Runaya Greentech Private Limited	216	19
Runaya Green Sustainable Solutions Private Limited	136	-
Anil Agarwal Foundation	4	-
Vedanta Zinc Football & Sports Foundation	2	1
Zinc India Foundation	3	3
Hindustan Zinc Alloys Private Limited	1	0
Hindmetal Exploration Services Private Limited	23	12
Total	589	101

*In earlier periods, the Company disclosed Related Party Transaction (RPT) balances on a net basis. From current period onwards, receivable and payable balances are presented separately.

f. Non- Current Investments at year end:

Serentica Renewables India 4 Private Limited (FVTOCI)	56	56
Serentica Renewables India 4 Private Limited (FVTPL)	224	224
Serentica Renewables India 5 Private Limited (FVTOCI)	33	33
Serentica Renewables India 5 Private Limited (FVTPL)	328	328
Serentica Renewables India 14 Private Limited (FVTPL)	278	-
Total	919	641

g. Commitments :


Particulars	As at March 31, 2026	As at March 31, 2025
Letter of Comfort/Bank Limits assigned		(₹ in Crore)
Hindustan Zinc Alloys Private Limited (Refer note 30(d)(ii))	66	66
Total	66	66
Other commitments		
Serentica Renewables India 4 Private Limited (Refer note 30(d)(i))	70	70
Serentica Renewables India 5 Private Limited (Refer note 30(d)(i))	77	77
Serentica Renewables India 14 Private Limited (Refer note 30(d)(i))	49	327
Total	196	474

h. Terms and conditions of related party transactions:

Transactions during the year are reported excluding GST and other applicable taxes, if any.

Sales made to/purchases made from and other transactions with related parties are on the same terms as applicable to third parties in an arm's length transaction and in the ordinary course of business. The Company mutually negotiates and agrees prices, discount and payment terms with the related parties by benchmarking the same to transactions with non-related parties.

Trade receivables and Trade payables outstanding balances are unsecured, require settlement in cash and no guarantee or other security has been received/ given against these receivables/ payables (except for balances in note 7).



Notes forming part of the Standalone financial statements as at and for the year ended March 31, 2026

38. RATIO ANALYSIS AND ITS ELEMENTS

Ratio	Numerator	Denominator	March 31, 2026	March 31, 2025	% Variance*
Current ratio	Current Assets	Current Liabilities (excluding current maturities of long term borrowings)	2.18	1.38	58%
Debt- Equity Ratio	Debt [Debt is long term borrowing (current & non current portion) and Short Term Borrowing]	Shareholder's Equity	0.37	0.80	(54%)
Debt Service Coverage ratio	Earning before Interest, Tax, Depreciation & Amortisation (EBITDA) and exceptional items	Interest expense on long term and short term borrowing during the period + Scheduled principal repayment of long term borrowing during the year	4.92	4.58	7%
Return on Equity ratio	Net Profit after tax (PAT) before exceptional items (net of tax)	Average Shareholder's Equity	77%	72%	7%
Inventory Turnover ratio	Revenue from operations - Earning before Interest, Tax, Depreciation & Amortisation (EBITDA) and exceptional items	Average Inventory	9.48	8.72	9%
Trade Receivable Turnover Ratio	Revenue from operations (including Other operating income)	Average Trade Receivable	159.13	248.86	(36%)
Trade Payable Turnover Ratio	Total Purchases	Average Trade Payables	7.12	7.68	(7%)
Net Capital Turnover Ratio	Revenue from operations (including Other operating income)	Working capital = Current assets - Current liabilities excluding current maturities of long term borrowing	4.54	10.65	(57%)
Net Profit ratio	Net Profit after tax (PAT) before exceptional items (net of tax)	Revenue from operations (including Other operating income)	34%	30%	12%
Return on Capital Employed	Earnings before interest and taxes (EBIT)	Average Capital Employed	67%	58%	16%
Return on Investment	Income on investments (including interest income on Bank deposits with original maturity of more than 12 months)	Average Investments (including Bank deposits with original maturity of more than 12 months)	7%	8%	(10%)

* Reason for Variance more than 25%

1. Current Ratio: Current ratio is higher mainly on increase in current investments.
2. Debt Equity ratio: Debt Equity ratio is lower on account of decrease in borrowings during the year and higher shareholder's equity.
3. Trade receivable turnover ratio: Trade receivable turnover ratio is lower on account of increase in outstanding trade receivables as at year end.
4. Net capital turnover ratio: Net capital turnover ratio is lower on account of increase in current assets and sales.

39 (1). Loans and Advance(s) in the nature of Loan (Regulations 34 (3) and 53 (F) read together with Para A of Schedule V of the SEBI (Listing Obligations and Disclosure Requirements, 2015)

a.) Subsidiaries

Name of the company	Relationship	Rate of Interest	Due date of payment	Purpose	Maximum Amount Outstanding during the year	As at March 31, 2026	As at March 31, 2025
Hindustan Zinc Alloys Private Limited	Wholly owned subsidiary	Interest rate based on comparative quotes taken from bank linked with Repo rate plus spread ranging from 2% to 3%	The loan shall be repaid within a period of 1 to 3	The loan has been granted to subsidiaries for business/project/working	118	0	118
Hindustan Zinc Fertilizers Private Limited	Wholly owned subsidiary				1	0	1
Hindmetal Exploration Services Private Limited	Wholly owned subsidiary				0	0	0

39 (11). Information of investments made in subsidiary and joint venture

Following is the key information of investee entities :

Name of the Investee	Relationship	Principal place of business	March 31, 2026	March 31, 2025
Hindustan Zinc Alloys Private Limited	Wholly owned subsidiary	India	100%	100%
Hindustan Zinc Fertilizers Private Limited	Wholly owned subsidiary	India	100%	100%
Hindmetal Exploration Services Private Limited	Wholly owned subsidiary	India	100%	100%
Zinc India Foundation	Wholly owned subsidiary	India	100%	100%
Vedanta Zinc Football & Sports Foundation	Wholly owned subsidiary	India	100%	100%
Madanpur South Coal Company Limited	Joint venture	India	18.05%	18.05%

The Company has accounted for investments in the above entities at cost less impairment, if any.

40. SUBSEQUENT EVENTS

There are no material events which requires adjustment.



Notes forming part of the Standalone financial statements as at and for the year ended March 31, 2026

41. AUDIT TRIAL NOTE

The Company has used accounting software for maintaining its books of account which has a feature of recording audit trail (edit log) facility and the same has operated throughout the year for all relevant transactions recorded in the software both at the application as well as at the database level. Further, there are no instance of audit trail feature being tampered with. Additionally, the audit trail of prior year(s) has been preserved as per the statutory requirements for record retention, to the extent it was enabled and recorded in the respective years.

42. OTHER STATUTORY INFORMATION

- (i) The Company does not have any Benami property, where any proceeding has been initiated or pending against the company for holding any Benami property.
- (ii) The Company has not been declared wilful defaulter by any bank or financial Institution or other lender.
- (iii) The Company does not have any transactions with companies struck off.
- (iv) The Company does not have any charges or satisfaction which is yet to be registered with ROC beyond the statutory period.
- (v) The Company has not traded or invested in Crypto currency or Virtual Currency during the financial year.
- (vi) The Company has not advanced or loaned or invested funds to any other person(s) or entity(ies), including foreign entities (Intermediaries) with the understanding that the Intermediary shall:
 - (a) directly or indirectly lend or invest in other persons or entities identified in any manner whatsoever by or on behalf of the company (Ultimate Beneficiaries) or
 - (b) provide any guarantee, security or the like to or on behalf of the Ultimate Beneficiaries.
- (vii) The Company has not received any fund from any person(s) or entity(ies), including foreign entities (Funding Party) with the understanding (whether recorded in writing or otherwise) that the Company shall:
 - (a) directly or indirectly lend or invest in other persons or entities identified in any manner whatsoever by or on behalf of the Funding Party (Ultimate Beneficiaries) or
 - (b) provide any guarantee, security or the like on behalf of the Ultimate Beneficiaries.
- (viii) The Company has no any such transaction which is not recorded in the books of accounts that has been surrendered or disclosed as income during the year in the tax assessments under the Income Tax Act, 1961 (such as, search or survey or any other relevant provisions of the Income Tax Act, 1961).

43. OTHER INFORMATION

During the year, a short seller had published reports alleging certain matters against some of the Vedanta Group entities including Hindustan Zinc Limited. Based on its assessment, management of the Company continues to believe that these allegations are baseless and that the transactions stated in the allegations have appropriate commercial substance and that the said transactions have been duly approved through necessary processes and the Company remains compliant with contractual obligations and applicable laws and regulations, and basis management's assessment, no adjustments are required in standalone financial statements of the Company.


During the period, information sought by regulators/authorities have been duly provided by the company. No further communication has been received by the company as of date. Accordingly, management believes that no adjustments are required to these standalone financial statements of the company for the year ended March 31, 2026 or any prior periods.

See accompanying notes to financial statements.

As per our report on even date

For **S.R. Batliboi & Co. LLP**
Chartered Accountants
ICAI Firm Registration No.: 3010037/E3000005


per **Midevrat Khandelwal**
Partner
ICAI Membership No.: 501160



For and on behalf of the Board of Directors

CIN - L27204RJ1966PLC001208


Arun Misra
CEO & Whole-time Director
DIN: 01835605


Sandeep Modi
Chief Financial Officer

Date: April 24, 2026
Place: Udaipur



Pallavi Joshi Bakhru
Director
DIN: 05126618
Place: Delhi



Aashima V Khanna
Director
ICSI Membership No.: A34517

Date: April 24, 2026
Place: Udaipur

